



Luttig lined the six motors up in a row and attached them to a 3-speed transmission. Two or three motors are started with a crank and then the others are started by simply using the belt tighteners between each motor and the driveshaft.

HOME-BUILT RIG POWERED BY SIX 2-CYL. MAYTAG MOTORS

Tractor Powered By Old Washing Machine Engines

"We get lots of attention in parades," says Dale Luttig, Emmet, Kan., who built a mini-tractor using six 2-cyl. gas-powered Maytag washing machine engines.

Luttig collects old engines and had 40 or more Maytags when he got the idea of using six of them to build a tractor.

"I first took the engines apart and replaced any worn parts, installing new rings and condensers in several of them and replacing spark plugs. Some of the motors had cast iron fuel tanks and some aluminum. I replaced the aluminum ones with cast iron because of the way I wanted to mount the motors on the frame of the tractor.

"I built a frame and fitted it with a Cushman 3-speed transmission and differential. I had to narrow the differential up about 1 ft. The frame welds to the differential and the Cushman transmission mounts just ahead of it, connected with a flex coupler. Ahead of the transmission, I put a jack shaft which connects to the transmission with a Subaru flywheel clutch and pressure plate. I took the hub out of the Cushman clutch and put it on the Subaru clutch so it would fit the

splines on the transmission.

"Six 9-in. V-pulleys mount on the jack shaft which runs under the engines. The motors belt-drive the pulleys and each is fitted with an individual belt tightener. The pulleys provide 3 to 1 gear reduction off the motors, which are governed to run at 1,800 rpm's. All the cranks were left on the motors except one. Two or three motors are started with the crank, then the rest are started by engaging them with the belt tighteners. Ford wheels were put on the back with 13-in. tires. There are hydraulic brakes on the rear.

"The exhaust from each motor goes into a single manifold that connects to a single 5-in. chrome stack. The noise and smoke are much greater than the power of the tractor but it will pull up a moderate incline with two people on it. The tractor runs 7 to 8 mph in high gear on the level.

"It's painted original Maytag dark green. We take it to parades and shows."

Contact: FARM SHOW Followup, Dale Luttig, Rt. 1, Box 22, Emmett, Kan. 66422.

HE'S GLUED MORE THAN 150,000 TOGETHER

Retired Farmer Turns Toothpicks Into "Art"

Retired Illinois farmer Reuben Calcutt has glued more than 150,000 toothpicks together since he retired from farming several years ago, creating near-perfect models of buildings and equipment that were part of his life for the more than 30 years he was in farming.

Calcutt got the idea when he saw a magazine advertisement for plans to put together a model of the Eiffel Tower out of toothpicks. That project went so well he decided to come up with his own designs.



Now, more than 150,000 toothpicks later, he's got an entire room full of toothpick barns, churches, homes and machines.

"I sometimes make a few sketches or pace off the size of a building, but usually I just work by memory," says Calcutt who often includes working parts in his models and sometimes paints, including exact details from the originals.

He's made lots of farm machinery, including a hay rake, manure spreader with working beaters, a hay rack, and a gravity flow box with a working grain chute. He's also made antique cars, planes, buggies and windmills. His buildings include barns (complete with farm animals), elevators, corn cribs, farm homes, and churches.

"One of my biggest projects was a church. It took several months to make. There's more than 10,000 toothpicks in it and it's got a working bell in the bell tower as well as real stained glass windows," he says.

One of Calcutt's other most ambitious projects is a scale model of a historical round barn. The barn took more than five months to complete. To build it he had to figure out how to curve toothpicks. He first tried to soak them in water but couldn't get the Elmer's glue he uses to stick. He finally just glued two toothpicks together end-to-end and covered them with lots of glue as he



laid them into place. He painted the barn red with acrylic paints and put farm animals in and around it.

Calcutt doesn't sell many of his creations but he sometimes makes special projects for friends and relatives. He recently made a replica of an International Harvester semi truck and grain trailer for a friend who was retiring after putting nearly one million miles on his truck. The truck turned out so well Calcutt later made one for himself.


Since word got out about his hobby, Calcutt has appeared on three local television stations and even received a request to appear on NBC's David Letterman Show, which he turned down. He does most of his toothpick work during winter months working on a small table positioned by his easy chair in front of the TV.

Contact: FARM SHOW Followup, Reuben Calcutt, 515 E. McClure St., Waukegan, Ill. 61443 (ph 309 853-5103).

SHE'S NURSING ALL FIVE HERSELF

Ewe Surprises Farmer With 5 Healthy Lambs

By Janis Schole



All five lambs were strong at birth and the mother accepted them all.

Cherhill, Alberta sheep producers Ailie Beaudry and Dave Gingras got a little more than they bargained for recently when, routinely checking their farm's "maternity ward", they discovered one of their ewes with five strong, healthy new lambs.

The 8-year-old ewe, of half Finnish Landrace and half Rambouillet breeding, weighs between 160 and 180 lbs. The five lambs weighed 42 lbs. total (the largest weighed 11 lbs. and the smallest 7 lbs.) so the offspring equalled at least 23 percent of the ewe's own body weight.

"That's like having a 100-lb. woman give birth to three babies weighing 8 1/3 lbs. each. The fact that five lambs were born is not as outstanding as the fact that all five are alive and doing well. The high birth weights and vigor are indicative of good management," says Wray Whitmore, a sheep specialist with the Alberta agriculture department.

Beaudry says it took from 3 a.m. to 5:30 a.m. for the quintuplets to be born. "They were all strong and jumped right up after birth. For the ewe to take all five is pretty incredible. Usually they reject some. She has an exceptional amount of milk and will have enough to feed them all for a while but we'll have to supplement them after that," she says.

Beaudry and Gingras bought the productive mother as a cull ewe. "She has turned out to be quite a bargain. Finnish Landrace are a multiple birth sheep with purebred ewes averaging 350 to 450 percent production. Quadruplets are not uncommon," Beaudry says.

The Guinness Book of World Records officially records the most lambs born live from a single ewe as 7 (septuplets).

Reprinted courtesy Town & Country, Westlock, Alberta.