

# Money-Saving Repairs & Maintenance Shortcuts

a threaded rod welded to the other end. The threaded rod is fitted with a smaller piece of angle iron that fits into the larger, stationary



piece. Whatever needs to be welded is positioned between the two pieces of angle iron and the rod is threaded down to hold them in place.

Lloyd says the clamp can also be used for round stock or pipe.

**Jay L. Smith, Immokalee, Fla.:** "Instead of taking the cab off of my 4-WD tractor to pull the transmission, I just put it up in the air about 2 ft. on ramps and dropped the transmission out the bottom. Took only about half the time."


**J.T. Schmidt, Abbotsford, B.C.:** "Here's an idea that might help anyone experiencing loss of power on a car or pickup fitted with a catalytic converter.

"One day I tried to pass a semi going about 60 mph in my 1986 Cadillac and couldn't do it. When I got home I started trying to figure out what was wrong. I know my car pretty good and decided that since there's rarely a problem with the car's fuel injection system, the exhaust system was probably the problem. I figured there was some kind of congestion or blockage going on so here's what I did.

"With the engine running, I poured a jar of hot water slowly into the throttle body. Since the engine was hot, the water turned into steam which I figured would clean out the catalytic converter. I took the car for a spin right after I was done and sure enough, my problem was solved.

"As you add water you have to have your hand on the throttle and rev the motor at a pretty fast speed so you won't stall the engine. The speed also helps to blow out the carbon as it's cleaned out of the converter.

"I can't say this idea will work in all cases but it's worth a try and I don't think it will hurt anything if it doesn't work."



**William R. Marrs, Arkansas City, Kan.:** "I made these handy storage racks a couple years ago to hold nuts, bolts, washers, bear-

ings and other odds and ends. They're a big improvement over the mess of cans, boxes and sacks I used before.

"I used 20-in. dia. steel press wheels off an old Crustbuster drill. They originally faced each other on the axle, but I turned every other one around so each one faces up to hold parts. I used the original spacers on the axle and made additional ones out of plastic pipe to properly position the press wheels.

"I mounted the racks on 22-in. truck rims. Each one stands about 5 ft. high and holds up to 500 lbs. They didn't cost a cent and are very useful."

**Tom Collins, Aetna Engineering, Granada Hills, Calif.:** Tom's company sells



what may be the only digital replacement tachometer on the market.

"Because it's solid state there are no mechanical parts. It's guaranteed accurate to 1 rpm for the 20-year life of the unit," Collins says. "The units are so rugged they'll even stand up to immersion in 6 ft. of water. We've been selling a lot for agricultural applications, such as fertilizer rigs where it's important to maintain a constant ground speed to ensure exact application rates."

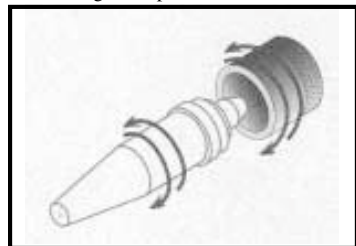
The unit fits standard 3/8 in. dia. tach ports. (If the engine didn't have a tach originally, they can be mounted in a hole wherever you choose, or with an optional mounting cup on top of the dash). They're suitable for all 4, 6 and 8-cyl. gas engines and can be adapted to diesels with an optional sender (\$48.75). Installs easily simply by connecting it up to three existing wires.

Sells for \$197.50 plus \$4.75 S&H.

Contact: FARM SHOW Followup, Aetna Engineering, 17731 Candia Court, Granada Hills, Calif. 91344 (ph 800 776-7962 or 818 831-0607).


**Chuck Woods, CW Engineered Products, Libby, Mont.:** "If you normally throw away cutting tips for your oxy-fuel torch because the copper seating rings are damaged, you'll like my new tool. It accurately refaces the bad rings to return the tip to safe, useable condition in minutes, saving you a lot of time and money.

"Designed for all Victor series cutting tips, 'Neet Seet' tool consists of a 7/8-in. dia. by 7/8-in. long solid piece of steel bored to a



specific angle that exactly fits the angle of the tip seat. The inside of the tool is uniformly coated with a permanently bonded diamond abrasive to make it virtually indestructible and self-cleaning.

"To use, insert the tool into the cutting tip seating and turn it on the tip seats using firm



## Roller Chain Repairs Made Easy

Counting, splitting and handling bulk roller chain is a lot easier with the "Chain Master" from Gerry's Welding and Fabrication, Inc., Vienna, IA.

The Chain Master contains an electronic counter, holding vise, and display stand. The self-powered electronic counter counts the number of pitches of 40, 41, 50, 60 and 80 single, double, triple, and extended pitch roller chain.

Making a new chain is easy. You first use the Chain Master to count the number of pitches on an old chain (or use the number from a parts book) and then reproduce what you need off a bulk roll.

"Buying bulk chain saves money and the simple double vise on this unit holds the chain in place on either side of the chain splitter at a comfortable working height," says Cory Westhoff of Gerry's Welding. "It's a great new way to display, count and break roller chain. It actually counts the pitches of chain - new or used. You can use it to count the pitches on a piece of old, stretched chain to find what size chain you actually need to replace it."

Standard chain breaking tools can be used but a new chain breaker that pushes the pin

pressure. Repeat until the seats are clean.

"Refaced seat rings ensure against back-flash and fire around the nut that are hazardous and can be caused by something as insignificant as rattling around in a tool box."

Sells for \$24.75, including S&H.

Contact: FARM SHOW Followup, CW Engineered Products, P.O. Box 681, Libby, Mont. 59923 (ph 406 293-6712; fax 9014).


**Al Stober, Ledminster, Ma.:** "To remove a seized bolt, drill a hole in the center of it. Then tap out the hole with a left-handed thread and insert a left-handed bolt. As you tighten the left-handed bolt, you'll also loosen and turn out the seized bolt."

**Glen Teel, Hays, Kan.:** "When the clutch slave cylinder on my 1985 Chevy S-10 began leaking, I found out Chevrolet wanted more than \$90 for a kit to repair it.

"I found a much cheaper and easier fix than Chevy's. I removed the plunger from the cylinder and saw that the rubber seal around it was bad. So I looked in one of the O-ring kits I had around the farm, found one that fit snugly over the seal, and then simply replaced the plunger.

"I made this repair six or eight months ago and the cylinder hasn't leaked since."

**W. Lyle Bentley, Oakland, Iowa:** "My son and I made this rack to organize our welding scrap iron. We used to store it all in a pile



all the way through without bending side links is also available.

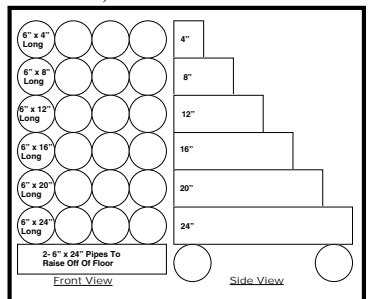
The easy-loading bulk display stand has eight swing-out bars that hold multiple reels of roller chain. The top of the stand holds tools, bins for links, or boxes of chain.

The Chain Master sells for \$843.75. A table model without the display stand is also available. The Counter, vise and display stands can also be purchased separately.

Contact: FARM SHOW Followup, Gerry's Welding & Fabrication, Inc., P.O. Box 37, New Vienna, Iowa 52065 (ph 800 624-7554; fax 319 921-2108).

underneath our welding table. Not only was that a nuisance to step over all the time, but you never knew for sure what length iron you were going to pull out of the pile.

"We got a bunch of thin walled tubing for free from our local sprinkler company. We welded 26 different lengths of tubing together, starting with four 4-in. lengths on top down to four 24-in. lengths on bottom. (Lengths in between are graduated in 4 in. increments). The rack also stands on two 24-



in. lengths of tubing welded at 90 degree angles to the others.

"We also welded ten 18-in. lengths of 6 in. tubing together vertically to make a free-standing rack that goes alongside the other one. We use it to hold pieces of scrap iron that are longer than 24 in."