

# Money-Saving Repairs & Maintenance Shortcuts

(Continued from previous page)

have what you need in stock we'll search our resource network to find it for you. We can fill small orders as well as larger quantities, but there is no cost advantage with the larger orders.

"Our terms are simple - cash, check, Visa or MasterCard, and no COD's, no returns. We have also chosen not to offer open accounts for one reason - it keeps our prices low and saves you money. Shipments are made via the most cost and time efficient method unless you request a specific carrier."

**Dakota Tools, Inc., Box 261, Orford, N.H. 03777 (ph 888 597-3624; fax 603 353-4836):** "Our new Multi-Tip Driver allows you

cost \$100 or more. We replaced the original coil with a standard car coil which we bought at a local hardware store for about \$12. To install it, we disconnected the wire from the contact points and connected the wire from the magneto case up to the car coil. The wire goes from the primary side of the coil to a toggle switch that we mounted on the platform by the tractor seat. Flipping the toggle switch causes the points to open or close. We also ran a wire from a hot lead to the battery connector or starter so we have 12 volts at the toggle switch all the time."

**Harvey Post, Prinsburg, Minn.:** "Our shop building has exposed insulation. We

**Bird-X in Chicago, Ill., sells "Terror Eyes".** The 2-ft. dia. vinyl balloons with reflective, holographic eyes sell for \$45 apiece plus S&H.  
**Contact: FARM SHOW Followup, Bird-X, Inc., 300 North Elizabeth St., Chicago, Ill. 60607 (ph 800 662-5021 or 312-226-2473).**



to drive any size socket with no need to stop when switching from 1/4, 3/8, or 1/2 in. One model fits in a standard drill chuck. And our ratchet adapter snaps onto any standard 3/8-in. ratchet. It eliminates the need to have three different size ratchets on hand. We offer eight different sizes to choose from. Sells for \$14.65 plus S&H."

**Greg Hendricks, Oberlin, Ohio:** Greg's a local industrial mechanics instructor and says he helped a local farmer solve a starting problem he was having with an old International 'H' tractor. "The problem was that the coil in the magneto would cut off soon after the engine got warm. A new coil would have

had problems with birds until we hung some bird scare balloons several years ago. It solved the bird problem. They really work well."

**Herb Skier, Colonsay, Sask.:** "For a comfortable file handle, drill a small hole into an old golf ball and force it onto the end of the file. The rubber inside grips tightly. It'll stay on and works great."

**Jim Briggs, Massing, Id.:** "I made a farm office out of a 20-ft. trailerhouse. I bought it cheap, moved in a desk, and plumbed in sewer, phone, water and heat. It's a handy way to keep tech manuals, paperwork, and other records close to the shop and in good

## State-Of-The-Art Paint "Blaster" Uses Baking Soda Instead Of Sand

Baking soda does as good a job stripping off paint as sand but does less damage to the metal underneath, says Absolute Strippers, Garden City, Kan., about its new "Soda Blaster".

It hooks up to any stationary or portable compressor that can maintain 100 psi, using specially formulated sodium bicarbonate (baking soda) to safely remove paint and residue from equipment. You pour the soda into the SodaBlaster and then hook the air compressor up to a coupler on the blasting unit. The company sells the sodium bicarbonate in 50-lb. bags.

"Baking soda isn't as abrasive as sand so it can remove paint and residue without damaging the underlying surface, even if it has a galvanized or anodized finish," says Rod Huse, Sodablaster distributor. "Unlike other blasting media that pit the surface of the material being stripped, it works great for pickups, farm implements, antique tractors, etc. If you want, you can remove only the paint from a galvanized surface but leave the galvanized coating."

A water-powered unit, called a "SoluBlaster", mixes high pressure cold water from a power washer with soda to remove grease. "It works great for cleaning and degreasing engines and equipment as well as cleaning shop floors," says Huse. "It's better than a steam cleaner or high pressure washer because it dissolves the grease instead of just moving it from one surface to another. It turns the grease into a soap that can be washed harmlessly down the drain and is EPA ap-



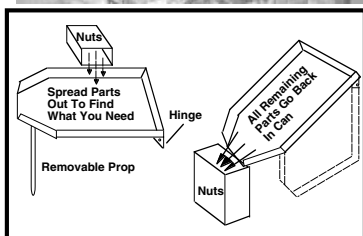
proved. It desired, the unit can etch a painted surface, so that it can be repainted without having to sand."

The SodaBlaster comes in five different models with capacities ranging from 1/2 bag to 8 bags. The model SB 50 has a 1/2-bag capacity and is designed to be used with a 3 to 18 hp air compressor. It sells for \$2,195 plus S&H. The SoluBlaster SU-200 has a 2-bag capacity and sells for \$995 plus S&H. The soda sells for \$30 per 50-lb. bag; cost is less with quantity discounts. Dealerships are available.

Contact: FARM SHOW Followup, Rod Huse, Absolute Strippers, 805 North Fifth, Garden City, Kan. 67846 (ph 316 272-0492).



**George Hayes, Friendsville, Pa.:** "I came up with an easy way to find small bolts, washers, and other small parts without creating a big mess. I keep the things in cans. Whenever I need an item of a certain size, such as a 1/2-in. lock washer, I dump all the washers from the can onto a homemade tray that hinges on one end where it attaches to a wall. The other end of the tray 'funnels' inward. It's propped up with a stick so that the tray lays flat. I spread the washers out and find the one I need. Then I remove the stick and use the tray's funnel to put all remaining washers back into the can. The tray works



for bolts, nuts, lag screws, cotter keys, pipe fittings, or any item that comes in several different sizes and where you usually don't need many at a time."

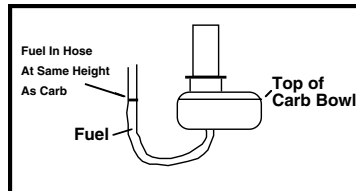
order.

"Another good idea I had was putting up a 3 by 5-ft. maintenance chart from a local shop (the chart is sponsored by Big A filters). I've listed all tractors, pickups and other equipment on these and include all maintenance data - oil, filters, etc. It's easy to see and record data."

**William P. Stephenson, Huntington, W. Va.:** "I had frozen steel bolts in an aluminum casting. I cut the bolt heads off and applied heat with a heat gun, then melted candle wax into the bolts to loosen them. The melted wax runs into the threads and acts as a lubricant."

"One way we made our shop more comfortable was by laying standard window fans up in the rafters facing down. In summer, on high speed, a cooling breeze blows downward. In winter, at low speed, the warm air is forced down."

**John C. Pansegrau Albany, Ore.:** "I found a way to keep an eye on the fuel level



in carburetors on older tractors. I just attach a clear plastic line to the carburetor drain plug. I run the line up the side of the carburetor. Lets me tell at a glance the level of fuel in the carburetor."

**David Sisk, Mylberry, Tenn.:** "When I built my shop I put two tie downs in the floor before pouring the concrete. I put a 6-in. piece of 8-in. dia. pvc pipe in the floor under the floor. I anchored a piece of iron inside the pipe. A chain attaches to the anchor. The excess chain stays in the pipe when not needed. I just hook it to the frame of whatever is bent and use a jack to straighten it."

**Quence Walters, Des Arc, Ark.:** "On our Deere 8820 combine, every year we had to replace the gears and shafts in the gearbox that runs the auger that brings grain into the

hopper. So now we put a 5 gal. bucket over the end of the auger when it rains or when we put the combine up for winter."

**Curtis L. Barron, Miles, Texas:** "I used 1/2-in. pvc pipe on the 7/16-in. sucker rod in my windmill well to improve performance. It makes for a nice smooth-running pump."

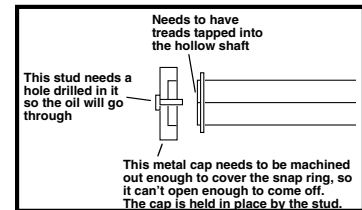
"Also, I save old 34-in. dia. tractor inner tubes and cut a 12 in. cross section out of the tubes to make giant rubber bands to hold black trash bags on ventilation fans during winter. I also use them to hold plastic on big round bales."

**Troy Gill, Caroline, Alberta:** "Canister-type air and oil filters make nifty storage containers and come in different sizes. After I cut them apart to check for contaminants - Baldwin dealers sell a nice cutter for this purpose - I turn the canister over and flatten the bottom. Very handy."

**Maurice Kostichuk, Insinger, Sask.:** "When bearing housings or shafts become worn or damaged, I build them up with Belzona, an industrial strength polymer-based product. It comes in a kit that sells for about \$250 (Canadian). It's easy to work with and has saved us time and money. It makes housings, castings, and other parts as good as new."

Contact: FARM SHOW Followup, Belzona Western Ltd., 10732 Maple Bend Drive SE, Calgary, Alberta, Canada T2J 1X5 (ph 800 268-4553 or 403 225-0474).

**Marvin Jantzi, Augres, Mich.:** "The snap ring on the pto shaft on my 1100 Massey Ferguson tractor kept coming off, allowing



the shaft to slip out. The dealer suggested a method someone else had used to solve the problem. We tried it and it worked. We machined out a metal cap enough so it covers (continued on next page)