

CONTROL HYDRAULICS FROM THE GROUND

Handy Hydraulic Control For Deere Tractors

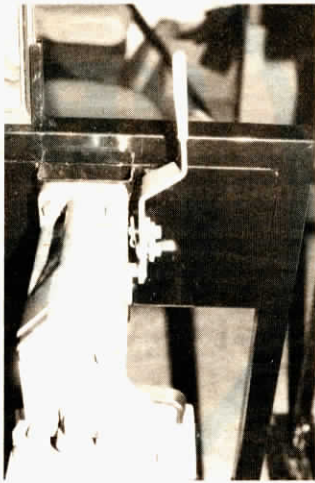
Here's a real step saver for owners of Deere tractors — the Auxiliary Hydra-Lever that lets you control tractor hydraulics while standing on the ground behind the tractor.

Manufactured by K & M Manufacturing, Renville, Minn., the lever eliminates the need to climb in and out of the tractor, and the extra person needed to control the hydraulics when using log splitters, hydraulic dump wagons and other hydraulically-controlled machines.

The device bolts to the hydraulic pivot arm on the back of the tractor and installs in minutes without removing or altering any part of the hydraulic linkage.

It fits Deere tractors built since 1969, excluding the 50 series. Sells for \$7, plus shipping.

For more information, contact: FARM SHOW Followup, K & M Manufacturing, Renville, Minn. 56284 (ph toll free 800 328-1752; in Minn., call toll free 800 992-1702).



Handle eliminates the need to climb in and out of tractor to control hydraulics.

HANDIEST DUAL HANDLER WE'VE SEEN

New Shop Jack Makes Changing Duals Easy

Handling dual wheels is as easy as changing a car tire with the new "Duo Jack".

If the new jack looks familiar to regular FARM SHOW readers, it's because the dual handling mechanism, which consists of two small rubber-coated wheels on a support arm, is virtually the same as a dual changer built by South Dakota farmer Ervin Jensen and featured in FARM SHOW last fall (Vol. 7, No. 5). Jack Niewold, of Shortline Engineering Incorporated, Corwith, Iowa, says he just about had his Duo Jack ready for market when somebody showed him a copy of the story about Jensen's home-built unit.

"I couldn't believe it. It was amazing to me that both of us came up with such a similar idea at the same time. However, our ideas are different in that Jensen's device fits on the front end loader of a Bobcat, whereas the Duo Jack is self-contained."

The dual tire is lifted from the inside of the rim by the steel wheels. Once on the wheels, the dual can be rotated to make finding bolt holes a simple operation. The tractor dual can also be easily transported on the jack's rugged frame and big wheels for storage or remounting.

The main frame of the jack is a tripod configuration that rolls on three 8-in. wheels rated at 1,200 lbs., which gives the unit a 3,600 lb. capacity. The rear wheel swivels and is rigged with a brake for sloped

floors. The mast of the jack is raised and lowered with a 3,000 lb. 18-in. stroke pivoting jack. Because the transport wheels are large, the jack is easy to push around even with a load on, according to Niewold.

The idea for the unique dual jack came to Niewold from a device used for changing truck duals that rolls the dual on wheels on the outside of the tire. That wouldn't work as well with tractor tires because of the lugs, so he came up with the idea of trying it inside.

Besides the attachment for changing tractor duals, the Duo Jack has several other unique shop attachments that are attracting farmers and implement dealers. One is an "elbow lift" attachment with a ratchet jack for the removal and/or replacement of final drives with precise horizontal, vertical, and perpendicular plane alignment.

Another attachment is a conventional boom for lifting just about anything. A cable runs off the end of the boom, which is lifted by the hydraulic jack in the mast. There's also a conventional fork attachment, and a V-bar attachment for mounting and dismantling of the heavier convex inner tractor wheels that won't accommodate the dual wheel changer.

The main frame of the jack sells for \$959 and the attachments range from \$200 to \$300. The dual wheel changer attachment sells for \$239.

For more information, contact:

"Wear Strips" Make Auger Repair Easy

A new wear strip kit that builds fighting back up to like-new condition on combine feeder augers and any conventional transfer auger is "selling like hotcakes" for a company in Washington state.

Porta Products and Machine Co., Inc., of Rosalia, makes coiled wear strips for augers that fit right over worn fighting on any auger from 4½ in. in dia. and up. The biggest demand for the strips, according to company owner Gary Porter, is for combine feeder augers.

"Normal new fighting on feeder augers measures 4 in. Auger fighting measured at the center portion of the auger should not be less than 3½ in. If the auger fighting has low spots or nicks it should be rebuilt," he says.

The coiled strips can be installed by any dealer or farmer-welder by simply welding the coils onto the front face of the original auger fighting and holding the height at 4½ in. There's no need to cut the old fighting down. You simply clamp the strip to the fighting, spot weld it, and then move the clamps along the length of the strip till the entire auger is covered.


"It works great and saves lots of time over other methods of rebuilding augers," says Porter.




Metal strips weld to outer edge of auger fighting.

The strips are shipped in a flat round coil that stretches out into a long coil for installation. Strips for a 20-in., 22-ft. wide auger sell for about \$100. Both right hand and left hand coils are provided.

For more information, contact: FARM SHOW Followup, Gary Porter, Porta Products and Machine Co., Inc., Box 157, Rosalia, Wash. 99170 (ph 509 523-3451 or 523-3745).



Riding on two small wheels, dual spins easily to align bolt holes.



An optional attachment is an "elbow lift" to install or remove final drives.

FARM SHOW Followup, Shortline Engineering Inc., Main Street, P.O.

Box 224, Corwith, Iowa 50430 (ph 515 583-2267).