

Rubber liners never wear out and can be moved from tire to tire.

DENSE RUBBER DEFLECTS PUNCTURES

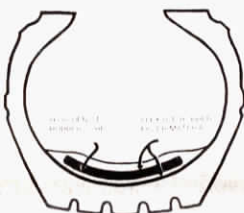
“Flat-Proof” Liners Keep Tires Rolling

If you get a lot of flats, and they usually happen just when you don't have time to fix them, you'll want to take a close look at new Hardline tire liners. Made of high density rubber, they deflect puncturing objects to practically eliminate flats.

“They've caught on fast with garbage haulers and scrap handlers who often have to fix one flat tire or more every day,” says Albert Schulz, of Hardline International. “There's also been a lot of interest from farmers who've seen our new flat fixers.”

The liner is inserted inside any existing tire, including tractor tires, between the tire and the tube. You use an inner tube that's one size smaller than the tire being fitted and inflate it to 10 lbs. more than the tire's recommended pressure. This holds the liner in position where it prevents penetration of glass, nails, metal fragments and other objects. The liners are reusable and can be transferred to new tires.

Schulz says that in rugged tests the



Double-layered tire liner fits snugly against inside of tire tread.

liner has eliminated 80% of flats by users. Users say they prefer the liners over thick, jelly-like fluids that seal punctures because there is no potential for heat build-up on over-the-road trips.

Tire liner prices range from \$65 for standard 13-in. passenger tires to \$350 for big industrial equipment tires.

For information, contact: FARM SHOW Followup, Hardline International, Inc., P.O. Box 389, Bryan, Ohio 43506 (ph 419 636-6717).

“VIRTUALLY ELIMINATES SPOILAGE”

Converted M & W Baler Wraps Bales In Plastic


“Cuts spoilage down to practically zero,” says company engineers about M & W Gear's new “Raincoat” baler, a big round bale machine that wraps bales in plastic, leaving only the ends exposed to the elements.

M & W has worked on the new baling concept for several years with different balers. They've settled on the innovative Krone baler from Holland and company representative

Gale Parsons says it's “ready to go.”

“We plan to market about 50 of the plastic-wrap balers this year and then step up production as needed,” says Parsons.

The new baler wraps bales with three layers of 1.5 mil black poly that adheres to itself while holding the bale. Plastic per bale will cost about \$3.00 and will be more than paid for, according to the company, when



J & J's tag-along toolbar carries self-driven planter units that plant between standard width forward rows.

TAG-ALONG “SPLITTER” UNIT

Slick Way To Switch To Narrow Row Soybeans

You don't have to spend \$10,000 or more for a new planter to switch to narrow row soybeans, according to Jack Larson of J & J Guide Systems, manufacturer of a new tag-along “splitter” planter that lets you mount planter units between existing 30 or 36-in. rows.

The new “add-on” toolbar rides independent of the forward planter on its own lift assist wheels. It's attached to the forward planter only through hydraulic hoses, and two tongues welded to the rear toolbar and bolted to the forward planter with four bolts.

“You can hook up in 15 min. or less. If your forward rows are set for 30 in. spacing, you can space planter units on the tag-along bar so rows are 15 in. On 36-in. rows, they will be spaced 18 in.,” explains Larson.

J & J Guides recommends using self-driven, plate-type planter units on the rear toolbar. “International Harvester's recently discontinued 295 planter units work great. If you

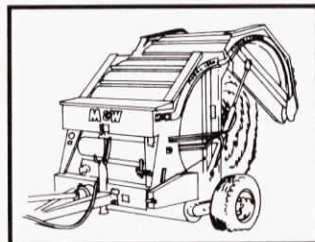
can't find them, IH's new 800 series units are now available, although at nearly double the price of the 295's. Any other self-driven units will also work.”

Larson says the new add-on planter bar is designed to adapt to 8-row John Deere Max-Emerge planters, and 8-row IH Cyclo and Early Riser planters. The company will also work with farmers to adapt the unit to other planters. Leaving two rows for skip rows, the converted planter will have a total of 13 rows.

One problem with a trailing unit could be excessive sway between the two units. “On our tag-along unit, there is no more than ½ in. of sway from front to back. This isn't enough to make a significant difference,” says Larson.

The new planter toolbar sells for \$1,650, including cylinders, hoses, and two lift assist wheels. Planter units are available for around \$700 a row average, says Larson, so the total investment should be about \$3,150. Larson notes that, in his own farming operation, he's experienced 3 to 7 bu. increase in yields with narrow row spacing. Figuring 5 bu. per acre at \$6 a bu., 300 acres of beans will yield a \$9,000 increase in revenue, he points out.

For more information, contact: FARM SHOW Followup, J & J Guide Systems, Sanborn, Minn. 56083 (ph 507 648-3720).



M & W's baler wraps bales with 3 layers of plastic.

spoilage is cut from an average of 20% for field-stored bales to practically zero. If you plan on feeding the bales soon after they're made, just turn off the plastic-wrap and wrap them with twine.”

Ends of the bale are not covered to allow the bale to breathe, yet they're

protected when stacked end-to-end.

The model 1500 baler sells for \$9,640 plus \$965 for the plastic wrap and makes 58-in. dia. bales. A larger model is also available.

For more information, contact: FARM SHOW Followup, M & W Gear, Route 47 South, Gibson City, Ill. 60936 (ph 217 784-4261).