



Don Huebert builds motorcycles that look like they're from the early 1900's. "I met a guy at a motorcycle swap meet who had built a replica, and he told me how to do it."

He Builds Antique Motorcycles

When Don Huebert wrapped his motorcycle frame around a tree, he was building it, not wrecking it. Huebert used a tree near his shop to bend a piece of steel tubing to match plans for an early 1900's era motorcycle.

"I always wanted one of those old bikes, but they sell for \$20,000 to \$30,000," he says. "I met a guy at a motorcycle swap meet who built a replica, and he told me how to do it."

The plan was simple. Find the engine and wheels you want to use for the bike. Lay them down on a large piece of cardboard and outline them in the position you want them to be. Draw lines for the tube steel frame and fill in the other pieces you need like a gas tank, pedals, fenders, etc. Stand the cardboard up and see how you like what you have. Make any corrections needed and start building.

Huebert found an old Triumph motorcycle engine that had been stripped out and tossed on a scrap heap. He cut it down to the shape he wanted and rebuilt it, casting his own parts as he needed and scavenging others.

"If you find a Briggs and Stratton piston that fits, that'll work fine," says Huebert. "I found wheels and fenders that would work and started bending tubing for the frame."

He used a piece of exhaust pipe a neighbor couldn't use on his combine for a gas tank. Handlebar grips were cut from 50-year old Osage orange fence posts, and a bicycle generator recharges the battery. The most ex-

pensive part he had to buy was a link belt for the drive.

Huebert likes the older style motorcycles because they are simple, with a belt tightener instead of a clutch and pedal start instead of a kick or electric starter.


"In Nebraska, if it has a pedal start, it's classified as a moped, and you don't need insurance or a license for it," says Huebert. "I call it my 'coffee bike' since I use it to run downtown for coffee. I've had it up to 55 mph."

Huebert built a second motorcycle with a longer engine and a two-speed transmission. He is now working on one that will have wooden wheels and spokes. He is using channel iron for the frame and will cover it in wood as well.

"I am building my own engine from scratch for this one, pouring the castings and machining and welding the pieces I will need," he says.

He doesn't make them to sell, due to liability concerns, but he is surprised more people don't build them. "I thought it would really catch on," he says. He would be glad to talk to anyone wanting to build one. "A couple of other guys in the area have built them too, and we have a lot of fun riding them in parades and such."

Contact: FARM SHOW Followup, Don Huebert, 1102 Rd. B., Henderson, Neb. 68371 (ph 402 723-4407).



Huebert says he'd be glad to talk to anyone who wants to build their own vintage cycle.

Do Friends & Neighbors Borrow Your FARM SHOW?

You probably don't mind sharing your copies of FARM SHOW with friends, neighbors, relatives or co-workers, but wouldn't it be nice if they all had their own subscriptions? Now you can "gift" a year of FARM SHOW to anyone and renew your own subscription at a cut-rate price. See enclosed order form or call 800 834-9665 to order.



Johnny and Misty Powell's boys, 6-year-old Jonathon and 2-year-old Charles, like riding in this wooden "wagon train." It consists of a 4-wheeled wagon in front followed by a 2-wheeled "half wagon" that hooks directly behind.

"Wagon Train" Hauls Kids At Show

Every year Johnny and Misty Powell of Woodbury, Tenn., attend the National Farm Machinery Show in Louisville, Ky. A custom built "wagon train" makes it fun to also bring their two young sons.

"The boys like riding in the wagon as we walk through the show's halls, and the wagon also comes in handy for hauling food and drinks as well as show materials," says Johnny, whose father-in-law, Joe Francis, put together a unique trailer to haul the wagon train to shows and other events.

The "wagon train" is made from wood and is painted Deere green and yellow. It consists of a 4-wheeled wagon in front followed by a 2-wheeled "half wagon" that hooks directly behind. Both wagons have 1-ft. high rail sides and ride on 12-in. high pneumatic wheels, which makes them easy to pull.

The boys, 6-year-old Jonathon and 2-year-old Charles, ride in the front wagon. Charles sits in a car seat that's clamped on top of a 2-ft. high wooden box, which is attached to the

back half of the wagon via stake pockets. The front side of the box is open, so Jonathon has room to lay down if he wants. A big nylon pouch is strapped to the back side of the car seat and makes a handy place to store any brochures or tools and parts, etc., that the Powells pick up at the show.

The 2-wheeled rear wagon holds a cooler for drinks and snacks. It has a simple draw-bar hook-up.

"We've been using this setup for five years - Jonathon was only one year old when we bought it," says Johnny. "We bought the wagon from an Amish man who exhibits at the show. My father-in-law and I added the box. Our double wagon is handier than using two strollers and it has a lot more storage room. We paid \$160 for the 4-wheeled wagon and \$75 for the 2-wheeled wagon."

Contact: FARM SHOW Followup, Johnny and Misty Powell, 2102 Lonnie Smith Road, Woodbury, Tenn. 37190 (ph 615 765-7582).

Detailed Wood Models Capture The Real Thing


When something catches Harvey Waldron's eye, it's often old, unusual and of the tractor, truck or steam engine variety. If it really tickles his fancy, he's likely to "capture the item" in a mini version. Over the years, Waldron has made 46 wooden models and most of them are on display at his Crystal, Michigan home.

He uses walnut, cherry, maple and sometimes mahogany to create his works of art, making the wheels on the band saw, and using the rest of his shop tools to cut out and drill parts, before gluing them together. Waldron painted some of them, but left the rest in natural wood.


"I use a magazine or calendar picture of whatever it is that I'm going to make, and look at that while making it. It's usually something unusual," he says. "I try to make them as close to the pictures as possible, but sometimes I have to guess at one side of them. I've made them all similar in size."

The collection ranges from steam engines to tractors, trucks, and threshing machines.

"I can turn one out a week if I want to," he says. "I've done up to six a year. Each one is different from the other but they're not like some you see that are perfect. People seem to like them."



Over the years, Waldron has made 46 wooden models of steam engines, tractors, trucks and threshing machines. "I use a magazine or calendar picture of whatever it is that I'm going to make, and look at that while making it. It's usually really something unusual," he says. Waldron has built up to 6 models a year.



Contact: FARM SHOW Followup, Harvey Waldron, 1327 N. Pine Grove Rd., Crystal, Mich. 48818 (ph 989 235-4753).