



Jim Lacey, Dell Rapids, S.Dak.: "A few years ago, a fuel filter plugged on one of our Dodge Cummins pickups. It cost us \$2,000 to replace the injection pump. After that I put a gauge in the line after the filter, so I could be aware of dropping fuel pressure and know when to change the filter without guessing. I've found that when the pressure drops 3 psi under load it's time to change the filter."

"This gauge cost less than \$30 and took only a little time to install. I think it was a pretty good investment. The gauge is fastened to the top of the dash so it's easily visible."




Maurice Leighton, Citrus Heights, Calif.: An old microwave is an excellent place to store welding rods to keep them moisture free, says Leighton. He disabled the microwave element so it could not be accidentally turned on. However, the light is still wired to make it easy to see. He installed a plywood bottom with two shelves above it to hold rods.

Lamar F. Walden, Tulare, Calif.: "This is an old one but the concept might help someone. In 1986 I bought a 1978 Oldsmobile 98 4-door diesel sedan. It had a 200 turbo transmission with no overdrive. I made a few long trips and didn't get very good mileage. So I changed the 200 Turbo to a 200R4 with a lockup converter. On my next trip, I averaged 35 mpg. The rear ratio of 2.41 to 1 and the lockup converter did the job."

Duane Thies, Winside, Neb.: You can buy 12-volt electric scissor jacks for about \$60

from several sources (www.northern-tool.com; 800-221-0516). The jacks lift up to 2,000 lbs. and have a cord that plugs into a 12-volt power port and a control module on a cord that has up-down control buttons.



"These units work great as jacks, but they can also be used in many other ways by disassembling them. The working part of the jack is a 12-volt motor and gear reduction that drives a threaded rod through a threaded block. With a little imagination, it can be used on a utility vehicle, like a Deere Gator, to dump the box or raise and lower a blade, mower deck, or 3-pt. hitch. It can also be used to turn spouts, open and close slides, pull drawbar pins, operate levers, and so on. It can be adapted to anything with a 12-volt power source. The best thing about it is that it's easier to install than using hydraulics."

Tom Christensen, Blackfoot, Idaho: "As a last resort, for starting a car, truck or tractor when it's 30 below zero and you don't have an extension cord or block heater, drain the anti-freeze out, bring it indoors and warm it up to room temperature. Then pour it back into the car and it'll start up just like it's summer. Alternately, you could drain out a gallon or so and replace it with antifreeze from a warm vehicle."

Jerry Murray, Centerville, Mo.: "When using a multimeter electrical tester, you need a flat surface to set the meter on or someone



has to hold it for you so you can see the dial while you use the probes. Since that doesn't always work out, I use rubber bands to secure the meter to my wrist. I can then handle the probes freely and the meter is easy to see."

Valve Kits And More From TractorKits.com

With more than 280 rebuild, rebore and valve kits available at his online store, chances are that Jim Jones has any engine part you might need. But if he doesn't have it in stock, he'll probably know where to get it. For more than 20 years, he and his dad operated a tractor salvage business that grew into a new parts business.


"As people bought salvaged parts, they needed kits to repair them," explains Jones, who no longer runs a salvage yard. "We have hundreds of kits for agricultural, industrial and construction parts."

Parts can be ordered direct from the website. For those without computer access or those who prefer a human voice, Jones will answer questions and take orders over the phone.

"Most people would rather talk to a person than order from a computer," he says.

If you're not sure about the part you need, he suggests calling before beginning a repair. For example, he notes that with Allis Chalmers diesels, .010 and .0120 undersize bearings were largely an industry standard, but .030 and .040 bearings were used in limited applications.

"Don't throw the crank away before checking with us," he says. "Also, our engine kits



Jim Jones has hundreds of parts kits which can be ordered direct from his website.

can be assembled with 'combination bearings', rods and mains of different sizes."

Prices for kits range from \$200 to more than \$1,500, depending on the complexity of the engine. "There's not much to a kit for a Massey Ferguson 3-cylinder diesel from Perkins," notes Jones. "But when you get into the bigger International Harvester and Deere diesels, the kits get relatively more involved."

Kits are drop shipped from the warehouse. He charges a flat \$25 fee for all shipping within the lower 48 states.

Contact: FARM SHOW Followup, Jim Jones, RR 2, Box 159, Ainsworth, Neb. 69210 (ph 402 387-0849; www.tractorkits.com).

FARM SHOW®

Money-Saving Repairs & Maintenance Shortcuts

Have you come up with any unusual money-saving repair methods for fixing farm equipment? What maintenance shortcuts have you found? Have you had any equipment recalled by the factory? Name a particularly tough mechanical problem you've had with a piece of equipment and how you solved it.

These are a few of the questions we asked randomly selected FARM SHOW readers. If you have a repair tip, maintenance shortcut, or other mechanical experience you'd like to share, send details to: FARM SHOW, P.O. Box 1029, Lakeville, Minn. 55044 or email us at: editor@farmshow.com.

Mark Newhall, Editor

Nelson Wenger, Dalton, Ohio: "To store parts and owner's manuals, I built this 6-ft. long, 6-in. sq. metal drawer that slides into the toolbar on my Case IH 6-row air planter. Its weight is enough to keep it from bounce-



ing out of the toolbar when I'm planting. The drawer could be made to any length.

"I use 1-quart oil bottles as storage bins for bolts and small parts in my shop, and built




a big plywood shelf divider system to keep them neat and organized. The items are arranged according to their size, with each row of bottles representing a different size. Uniform color caps on each row of bottles make it easy to tell the difference. Bigger 1-gal. jugs could be used for larger items."



Robert Frantz, Warsaw, Ind.: "I got tired of having to shift the tongue over by hand on

my Deere 24T baler every time I moved from the field to the road. I had two clevis ends from a Deere rotary mower that was never used so I welded them on the baler. Then I bought a 12-in. hydraulic cylinder at a sale for \$10, as well as a hose holder and hydraulic hoses. I mounted a restrictor in the line so it won't move too fast. It works perfect."



Richard Heimberger, Lucas, Ohio: "I have an old drill press with a table that's adjustable up and down. There was no way to move it except by hand, which was very difficult as the table is heavy, especially with the vise attached to it. I adapted an old lever jack from a 1965 Plymouth car to make a device that I use to raise and lower the table. I made a sleeve to go around the post so it's loose enough to slide and attached the jack to it. Now I can easily place the table to any height I want. The table is still free to swing to any desired location, as it rides loose on top of the sleeve."

Clarence Peterson, Menasha, Wis.: "The plastic suction hose on my pressure washer tends to curl up, keeping it from reaching the bottom of a 1-gal. jug filled with cleaning fluid. To keep the hose nice and straight I attached a 1-ft. length of copper pipe to it. I drilled two holes through the copper pipe and also through the plastic hose, then put a cotter pin through both holes to secure the pipe and hose together. A hose clamp would work, too."