

“Rollback” Semi-Truck Fifth Wheel

Moving the fifth wheel hitch back or forth on semi-trucks can be a frustrating job. Friction between the pedestal and deck can make it hard to move and cause stress on the truck's drive shaft, rear end, and transmission. A new “rollback” fifth wheel deck solves the problem by using rollers to move the pedestal back and forth.

The “RollMaster” deck has two sets of steel rollers on bearings. A rail on each side

is used to lock the pedestal into position. “It allows the fifth wheel to move back or forth smoothly without jerking when you adjust the position of the trailer,” says Lyle Cattau, inventor.

Sells for \$850 to \$1,050 depending on the type of fifth wheel hitch.


Contact: FARM SHOW Followup, Cattz, Inc., Box 333, Leigh, Neb. 68643 (ph 800 669-1921).

Clean-Out Rake Makes Cleaning Hog Huts Easy

You can clean out hog huts without getting off your tractor using a new cleaning “rake” that attaches to your skid steer or front end loader bucket.

The long rakes are fitted with C-shaped teeth and are adjustable in length from 10 to 16 ft. Wipers on teeth wipe the floor clean. They come in two sizes - one to fit a 48 in. bucket (\$795), the other a 60 in. bucket (\$895).

Contact: FARM SHOW Followup, Green



Acres Repair & Manufacturing, Box 48, Maurice, Iowa 51036 (ph 712 567 3523).



Header Cart Hitch For Chaff Spreader-Equipped Combines


“A lot of farmers put chaff spreaders on their combines but they still want to be able to pull a cart behind it,” says Armin Hesterberg, of Spreader Inc., of the company's new Combine Head Cart Hitch.

The Head Cart Hitch has a telescoping hitch tube that extends far enough out from the back of the combine to pull a header cart during transport, even with a chaff spreader installed. Made out of square steel tubing, the Head Cart Hitch bolts directly to the combine frame, not the axles (except New Holland models) to eliminate undue

stress on axles. Depending on model, the Head Cart Hitch can be installed with 6 to 12 bolts in an hour or less.

The Head Cart Hitch fits Deere 9000 series and 8820 combines, all Case IH Axial Flow combines, and most New Holland combines. Prices range from \$260-\$295, depending on combine model.

Contact: FARM SHOW Followup, The Spreader Inc., Hwy. 136, P.O. Box 189, Gifford, Ill. 61847 (ph 217 568 7219 or 800 428 9046).




First-Of-Its-Kind “Tow Bar” Makes Heavy Pulls Safer, Easier

New hydraulic-controlled tow bar lets you safely use a tractor to pull trucks or other equipment through soft spots in fields and then disconnect from them on-the-go without getting off the tractor. Eliminates the need for dangerous ropes, chains or cables.

The tow bar's made from a 3 by 6-in., 3/8-in. thick steel beam and is equipped with a pair of hydraulic cylinders. One cylinder raises or lowers the bar and the other extends a pin that locks the hitch up to a tow loop that bolts onto the truck's front bumper.

“It eliminates the need to get out of the tractor or truck to hook up,” says Bernie Kringstad, B-n-J Ironworks, Inc., Hoople,



N. Dak., who originally came up with the idea for sugar beet growers. “If you know there's a wet spot ahead you can hook up and pull the truck through it instead of waiting to get stuck. Once you're safely through you can unhook on-the-go so the truck never has to stop.”

Interchangeable adapters are available to fit any tractor drawbar.

The tow bar sells for \$950, and tow loops sell for \$140 to \$160 depending on truck model.

Contact: FARM SHOW Followup, B-n-J Ironworks, Inc., Box 182, Hoople, N. Dak. 58237 (ph 701 894-6280).

Hydraulic Top Link

John Alexander, Champaign, Ill., replaced the rigid mechanical top link on the 3-pt. hitch of his Deere 4450 tractor with a 4 by 8-in. hydraulic cylinder that allows him to adjust the top link from the cab.

He used 2 1/2-in. steel shaft to make mounting brackets for the cylinder and welded on lengths of flat metal to anchor the cylinder. “I previously had to get out and adjust the top link manually. It's much easier to adjust this way,” says Alexander.

Contact: FARM SHOW Followup, John Alexander, 2508 County Rd. 900E., Champaign, Ill. 61821 (ph 217 897-6233).



3-Gal. Livestock Water Bowl

Cattle never have to wait for this “whopping big” 3-gal. water bowl to refill.


The “Lapp Cup” is 10 1/4 in. dia. and 8 in. deep. Fresh water comes in through the bottom of the bowl. A float valve controls water level.

“It's bigger than any other water bowl on the market. Water comes into the bowl as soon as the animal starts to drink so there's never a wait for water. Cows with a plentiful supply of water tend to produce more milk,” says managing director Alvin Lapp. “There's no clapper or button to activate and no square corners so water's less likely to slop out of the bowl. Also, the water always stays clean. Fresh water coming into the bottom of the bowl creates a swirling motion that lifts sediment off the bottom of the bowl.”

Mounts on any 1 1/4 to 2-in. dia. pipe. “We plan to offer a 10-watt silicone-wrapped heating element to keep water in the bowl from freezing. It'll mount inside a pocket where the float valve is located away from the water to eliminate the chance for shock.”

Sells for about \$60.00 equipped with stainless steel plate, \$54.00 without the plate.

Contact: FARM SHOW Followup, Dynamo Co., Box 441, Blue Ball, Penn. 17506 (ph 717 354-9205).



Rollover Alarm

You can guard against rollovers with a new Tilt-Alarm developed in Australia that warns when a tractor is about to tip over.

The alarm has both a visual and audible warning. Each signal is activated at a different level of tilt. For example, an amber light comes on when a vehicle approaches a pre-set angle of dangerous tilt. If the vehicle continues to tilt another 3 to 4 degrees, the alarm sounds and both the alarm and light remain on until the angle of the vehicle is reduced.

The unit consists of a 5 by 4-in. by 5-in. box that mounts on the dash. It wires into the vehicle's battery.

The alarm costs about \$360 U.S.

Contact: FARM SHOW Followup, Safetyman, Tilt-Alarm Pty. Ltd., P.O. Box 111, Kingsgrove, New South Wales 2208 (ph 02 502 2300; fax 02 502 1045). (Kondinin Farmers Group)