


# Reader Letters



I think FARM SHOW readers might be interested in getting a look at this new machine I designed and built to harvest watermelon and cantaloupe seed. The harvester has a totally self-contained hydraulic system powered by a pto-driven hydraulic pump, which eliminates troublesome chain/sprocket drives. The harvester picks up the melons and vines with a double pickup conveyor that feeds into a crusher and separator. The separator drum separates the seeds from the vines, meat, and rinds. A dejuicer then separates the seeds from the juice. The separator drum and special-designed paddle elevator eliminates the need for screw

conveyors as used on other melon seed harvesters. The increased efficiency lets growers harvest 5 to 10 acres in 8 hrs. Seed recovery rate is above 95% and damage to seed is minimized which improves germination rate to above 95%. This machine has also been used to harvest seeds from cucumbers and pumpkins and should work with no trouble on squash. We have also built our own washing and drying equipment.

Lewis Senter  
Senter Farms Seed Production  
HC 01, Box 227  
Plainview, Texas 79072  
(ph 806 889-3593)

Thanks for your article on my shaft stoppage monitor (Vol. 11, No. 5) that sets off an audible alarm whenever a shaft on a combine or other machine stops turning, preventing belt burnout or other problems. As a result of my work on the shaft stoppage monitor, I have also invented a sprayer monitor. It uses the same warning alarm assembly as the shaft monitor and works with the popular "Redball" spray monitor manufac-

We received a copy of FARM SHOW magazine by mistake the other day. It should have been delivered to a neighbor. So, we paged through it and thought it was a good magazine to come into our home.

A neighbor came over so I showed him the magazine. He, too, liked it and gave me a check for a subscription. So, would you please send both of us a year's subscription. (By the way, we did put your magazine back in the mailbox so our neighbor got it, even though it came a day late because of the mail delivery mixup.)

Mrs. David Kassube  
Watertown, Wis.

Appreciated the report in the last issue of FARM SHOW (Vol. 11, No. 5, page 11) on my new portable "Gates On Wheels" corral that transports on any tractor 3 pt. However, there was a slight error I'd like to correct.

The system consists of a set of 15 corral gates 10 ft. long that mount together in a neat package for 3 pt. transport. Cattle gates are 57 in. high — not 50 in. as the story stated.

Ken Hackets  
Rt. 1,  
Sulley, Iowa 5025  
(ph515 594-2752)

In your last issue, you show a twin-engine Oliver tractor which you say was made in 1905. That should have been 1950 since Oliver wasn't a tractor company in 1905.

Warren Coons  
Plant City, Fla.

FARM SHOW is the best farm related magazine I have ever read, especially the "good and bad" buys. It tells the truth.

Ed Surface  
Waynesville, Ohio



We enjoy FARM SHOW and look forward to receiving every issue. I'm sending along a photo of the bucket seat I mounted on the back of our 18 hp riding lawnmower. When grandmother wows the lawn, grandson Aaron, 5, wants to ride along. Having no place on the tractor for him to ride, I mounted this

bucket seat, complete with seat belt, on the tractor. If Aaron goes to sleep, as he sometimes does, no need to worry.

John Ankenbrand  
Rt. 4, Box 137  
Mount Carmel, Ill. 62863

I drill 1/8-in. dia. holes about 2 in. from the top of fiberglass fenceposts. Then I position one post every 10 steps and pull fence wire through the holes. I can make up to 80 rods of electric fence an hour by myself with this method.

B. Storjohann  
Rt. 1  
New Liberty, Iowa 52765


I've found a simple way to make garden sprayers work better. I simply drill a hole in a 3-gal. hand spray tank and put an auto valve stem in it. Then I can fill it with air. No need to pump the handle.

Wayne Henrichs  
Ashkum, Ill. 60911

Your article on the new Case/IH Magnum tractor line (Vol. 11, No. 5) states that Magnum tractors are covered by

"best warranty in the industry". This is incorrect. Ford New Holland TW Series tractors over 100 hp. have the best warranty in the business. The Case/IH warranty covers all parts except tires for 2 years with no hour limit. The second year there's a \$200 deductible per work order. Ford New Holland's TW Series tractors, which are in the same horsepower range as the new Case/IH tractors, have a warranty covering all parts except tires for 3 years or 2,500 hrs. (a very high hour limit). Under our warranty, there's no deductible. In our opinion, that makes it by far the best warranty in the business and it's been in effect for 4 years.

Mac Payne  
Ford New Holland, Inc.  
3105 W. Hwy. 50  
Garden City, Ks. 67846  
(ph 316 276-3275)




tured by C.A.P. Inc. Reed switches tie into the unit's float system. When a nozzle plugs, the float activates the switch, setting off an audible alarm in the cab. I plan on offering it for sale sometime next year.

Ralph S. Sweany  
Rt. 2, Box 616  
Crothersville, Ind. 47229

Here's an idea that makes winter driving easier. I put 20 by 30-in. concrete sidewalk blocks in the bottom of the bed of my pickup. The blocks weigh 110 lbs. each and do not take up much room when laid flat across the floor of the box.

Charles A. Mercer  
Strathmore, Alberta  
Canada



I have been a farm machinery mechanic for the past 17 years. Big dynamometers for large tractors have long been available for in-shop performance tests but when you drop down to lawn and garden tractors there just isn't any way to check performance or load test a mower without finding tall grass. It's tough to adjust a carburetor while bouncing across a lawn.

Three years ago I started looking for a way to solve this problem and designed the first-ever rotary blade-driven dynamometer. It requires no mower disassembly and can be installed in about 5 min. It consists of a hydraulic pump mounted to a T-shape frame. The frame has 3 adjustable side clamps which attach to the mower deck so you can use it on single or multiple blade decks. The

hydraulic pump is fitted with a crossbar fitted with two pegs. The mower blade is set between the pegs and the pump shaft is aligned with the blade spindle shaft. As the blade turns, it contacts the pegs and turns the pump shaft. The output line of the pump is fed to a torque gauge and flow meter to register resistance and output. An adjustable valve provides variable restriction to simulate load. The oil then flows into a storage tank for cooling.

I'm manufacturing this new patent-pending diagnostic system and selling it for \$2,000.

Dwain I. Eller  
Mega-Dyne  
431 48th St. Ct. East  
Bradenton, Fla. 34208