



The two halves of the 64 lb. chute hinge outward like a book and lock together with a short chain.


HANDLES ANIMALS UP TO 200 LBS.

Mini-Chute "Great For Working Young Calves"

"Some farmers and ranchers don't take care of their calves the way they should because it's such hard work catching and holding them. My new chute makes it easy for one man to catch, hold and treat calves up to 200 lbs.," says Grady Brock, Arabi, Georgia, about the new calf holder he developed and is now manufacturing. The chute can also be used for sheep.

Grady says he came up with the idea for the mini-chute after years of trying to work calves in a full-sized chute. "My regular-size squeeze chute takes two men to operate and still the calf can get its head free. With my new chute, one man can work five calves in the time it would take to work one calf in a conventional chute."

The 64-lb. chute can be carried in the back of a pickup for use wherever needed. The two halves of the chute hinge outward like a book and lock together with a short chain. The chute can be placed up against a fence, building, tree or even a pickup bumper. Brock uses the chute to castrate males, apply ear tags, vaccinations, implants, and oral medications. He has applied for a patent on the chute which he is having produced by a



The chute can be placed up against a fence, building, tree or even a pickup bumper.

local welding shop.

Sells for \$275. A smaller chute, for animals up to 150 lbs., sells for \$260.

For more information, contact: FARM SHOW Followup, Grady Brock, Calf Holder, Box 420, Arabi, Ga. 31712 (ph 912 273-5770).


SIMPLIFIES AIR FILTER REMOVAL ON IH 86 AND 66 SERIES MODELS

"Easy Breather Plate"


If you own an International 66 or 86 series tractor, you'll be interested in the new "Easy Breather Access Plate" designed by Thomure Manufacturing, East Prairie, Mo.

"When it's dry and dusty like it was last summer, you have to remove the air filter and clean it two or three times a day. The problem is that to remove the filter on these tractors the entire hood panel must first be removed. With the Easy Breather Plate installed on the side of the hood, you simply remove the two hand-tightened screws and pull the air filter out," says Claud Thomure.

Comes with complete instructions and is painted red, all hardware included. Sells for \$18.70.



For more details, contact: FARM SHOW Followup, Thomure Manufacturing, Rt. 1, East Prairie, Mo. 63845 (ph 800 527-9954 or 314 649-3628).



The hitch can be set to rake two windrows or the rakes can be reversed so the front windrow deposits its windrow onto the rear rake to make a single large windrow.

LEAVES ONE WINDROW OR TWO

New "Farmer-Built" Double Rake Hitch


Ernest Steiner, Dalton, Ohio, has wanted a double rake hitch for years but he didn't like the units he saw on the market or that other farmers had built.

"My field roads and driveways are too narrow to accommodate the full width of a double wide rake. Also, most of them could not be easily switched from raking two windrows to a single large windrow. Many of the farmers I talked to were so disappointed with their double rake hitches, they'd gone back to using a single rake," says Steiner, who finally decided to design his own hitch. It worked so well last season, he's started to manufacture it.

Steiner worked with a local machine shop operator to design a hitch that would change positions easily on the go with one hydraulic cylinder. The hitch switches from transport to field position from the tractor seat and just as easily switches from laying two separate windrows to a single large one.

"It works far better than I ever expected. We've had absolutely no trouble with it, even on steep hillsides," says Steiner.

The two hitch posts and "gooseneck" were made out of 4-in. dia. steel pipe. A 2-in. dia., 16-in. stroke cylinder turns the front hitch one direction and a steering linkage that runs through the pipe frame, steers the rear wheels in the opposite direction. The result is that both rakes move far enough to the side so that tractor wheels don't run over



The rakes line up one behind the other for road transport.

either swath. To rake into a single large windrow, the position of the rakes is reversed so that the front rake deposits its windrow onto the rear rake. For transport the cylinder is pulled halfway in so that both rakes trail in a straight line, one behind the other.

"We also discovered that by using the cylinder to steer hitch wheels around corners, you can make neat turns. Other double hitches leave messy windrows when the rakes swing around to turn," says Steiner.

There's been so much interest in the new hitch design, Steiner has already built several for neighboring farmers. He builds them on order for \$995.

For more information, contact: FARM SHOW Followup, E. Steiner, 1202 Dalton Foxlake Road, Dalton, Ohio 44618 (ph 216 828-2453).

KEEPS CHAINS TIGHT


Block Belt Tightener For Row Crop heads

When chains on your Deere row crop head get stretched out but are still in good shape, you can tighten them with a block belt tightener from Bish's Farm Supply, Giltner, Neb.

A plate with an idler is welded onto the combine. You tighten the belt by repositioning the idler "There are other block belt tighteners but they're spring loaded so they cost more," says Bish, who sells the units for \$35 per row.

Also available for Deere row crop headers are three different products to keep mud from interfering with the header - Roto Shoes for \$89 per row, wheels for \$105 per row, and skid plates for \$25 per row.

For more information, contact: FARM SHOW Followup, Harv's Farm Supply, Rt. 1, Giltner, Neb. 68841 (ph 402 849-2293 or 402 849-2674).



A metal plate fitted with an idler sprocket simply welds to the head. The belt is tightened by repositioning the idler.