




ATV-Pulled Big Bale Feeder

"Our revolutionary tandem axle, self-loading big square bale feeder is ground-driven so you can pull it with an ATV or garden tractor. It uses a winch to load a big rectangular bale and feeds it out through a side delivery conveyor," says Mark Stewart of Te Kauwhata in New Zealand.

You tilt the feeder deck down to the ground and run a length of belt behind the bale, then winch it up onto the deck. The belt continues to pull the bale forward as it wraps around the ground-driven shaft up front that slices hay off the bale. Hay falls onto the small rubber conveyor that drops hay out the side. "When you're done feeding bales you can use the self-loading trailer for other jobs," says Stewart.

Contact: FARM SHOW Followup, Mark



Bale is pulled forward by belt that wraps around knife-equipped shaft which drops hay onto side-unload conveyor.

Stewart, RD 2, Te Kauwhata, New Zealand (ph 07 826-3761; fax 3644).



"No Hydraulics" Round Bale Cart

"It's lightweight and easy to tow even in muddy ground," says Barry Chesswas, New Zealand farmer about his "no hydraulics" round bale trailer that can be towed behind an ATV or small tractor.

It consists of a pivoting, curved bale cradle mounted on a single axle fitted with flotation tires. Bale arms clamp onto either end of the bale and a hand-cranked winch mounted on the front tongue loads the bale.

You back up to a bale lying on the ground and insert the bale arms into either end of

the bale and tilt the bale cradle down. Then you run a hook on the end of the winch cable up over the bale and down the other side, hooking it firmly into the bale. Then you just crank it up onto the trailer. To unroll the bale, you let it down onto the ground and drive ahead or you can hold the bale just off the ground with the winch and unwind hay by hand in a pile.

Contact: FARM SHOW Followup, Barry Chesswas, RD 1, Te Awamutu, New Zealand (ph 07 8721786).



Innovative New Gutter/Ditch Cleaner

"It works better than any gutter/ditch cleaner we've ever seen," says the manufacturer of this front-end loader mounted unit.

It consists of a side-arm bucket that mounts on a hinged steel frame. The frame is equipped with a depth gauge roller in the middle and a counterweight at the oppo-

site side. Works great for cleaning (or forming) ditches or gutters in barns and can also be used as a bucket to load wagons, trailers, etc.

Contact: FARMS HOW Followup, James Marshall, SH30 RD1, Rotorua, New Zealand (ph 07 333-2657).

"Car Tire" Pasture Harrow

"It spreads manure more thinly and evenly than anything else on the market. Spreading manure out promotes faster pasture growth," says the manufacturer of a new fold-up harrow made from used car tires.

The pull-type harrow can be pulled by an ATV or quickly converted for 3-pt. use by removing the tongue. The tires, which have the beads cut out, are supported by a galvanized steel frame. The design allows you to back up with the harrow and reach into fence corners. Wheels can be attached for road transport. A template is provided so that you can cut your own replacement tires. Available in 12, 18, and 24-ft. widths with either two or three rows of tires. Wings fold manually on the 18-ft. model and hydraulically on the 24-ft. model.




Contact: FARM SHOW Followup, Rene Rutten, New Zealand (ph 06 273-4213).

New-Style Garden Tool

This new universal tiller can be used to "break sod" for a new garden and also to cultivate and weed once the garden's growing.

It consists of two rolling metal discs with a ripper above and a Dutch hoe below.

The ripper breaks up uncultivated soil and loosens weeds. The hoe blade lifts soil to loosen weeds. What's more, if you turn it over you can use the plow blade to make a seed furrow, which you cover by pulling the discs back over after planting.



Contact: FARM SHOW Followup, Alvin Pearce, RD 8, Hamilton, New Zealand.

Water Wheel Pumps Water For "Free"


New Zealand probably has more rivers and streams than any country in the world and many companies there have created equipment to take advantage of this "free" source of power.

This new water wheel will pump as much as 1,000 gal. per hour thanks to its specially-designed low-energy water pump.

The "Water Wheel" is a big 3-ft. wide, 8-ft. dia. wheel that's simply placed into a moving body of water which drives against the paddles that run around the circumference of the wheel. A shaft at the center of the wheel drives a gearbox that in turn powers the special "Hydra Cell" water pump which can move 500 to 1,000 gal. per hour, depending on water flow and how far and how high water must be pumped. It will lift water as much as 2,000 ft.

The Hydra Cell diaphragm pump is self-priming and fitted with long-lasting Timken bearings.

The water wheel sells for about \$2,500



and the Hydra Cell for \$1,500. Smaller diameter wheels and a smaller capacity Hydra Cell pump are available.

Contact: FARM SHOW Followup, Reid & Harrison, Ltd., 7 Peria Rd., Matamata, New Zealand (ph/fax 07 888 8224).

"Drum Tipper" Pouring System

You can pour liquids out of big drums or barrels in a jiffy without straining your back with this new "drum tipper".

It consists of a drum-holding cradle that pivots up or down on a steel frame. A special pour tap fits to the drum's bunge hole. A chain secures the drum to the cradle.

Several models are available to fit drums from 20 to 200 liters.

Contact: FARM SHOW Followup, Pad Industries Ltd., P.O. Box 4320, 14 Bennett St., Palmerston North, New Zealand (ph 06 353-3024; fax 3833).

