

Reader Letters




We got your last issue during Farm Safety Week and couldn't help questioning the wire unrolling bracket mounted on the back of an ATV (Vol. 15, No. 5). If the wire hung up while unrolling, could the vehicle flip over backwards? What would happen if the wire broke? We question the safety of the young girl shown driving the ATV. (Mr. & Mrs. Karson Kluver, Forsyth, Mont.)

I mounted a hydraulically-angled blade on my New Holland 555 skid steer loader that's more maneuverable than a blade on a 4-WD pickup and will push more snow. The blade and some steel parts were salvaged from a



Deere 3-pt. hitch scraper blade. The two hydraulic cylinders used to angle the blade were taken from a junked hydraulic lift tailgate. It attaches to the skid steer in seconds and can be angled either direction on-the-go. It works great for cleaning cattle yards and chicken houses because it's so quick and powerful. I would like to work with a manufacturer to develop the blade for market. (David Falkenstein, 14450 5th Concession, Rt. 2, Uxbridge, Ontario L0C 1K0 Canada ph 416 852-7919)



This cheap door stop works great on swinging doors that won't stay open. Holds the door partially open, if desired. It consists of a narrow piece of plywood that slides freely in a channel made out of a larger piece of plywood with wood strips tacked along either side. A rubber band is stretched between a screw that's screwed partway into the sliding piece of wood and two screws screwed into the wood strips along either side. It holds the sliding wood piece down against the floor. The size of the rubber band and the positioning of the screws determines how tightly the stop is held against the floor. (Alfred Forbes, P.O. Box 3919, Auckland, New Zealand)


I'm looking for a 50 millivolt external shunt. I've tried everywhere with no luck and would appreciate any help from readers in locating one. This is a resistor used between a DC generator or welder and the amp meter. (Tim Rott, Rt. 2, Box 15, Ashley, N.Dak. 58413 ph 701 288-3767)

I enjoy reading your paper but there's one thing that really gets to me and that's the Best & Worst Buys section. I am both a farmer and a mechanic and I know that most


farmers could save themselves big money just by doing general maintenance as recommended by the manufacturer. For example, recently a man complained about his Ford 6610. "Not only does it lack power, but the cab is hard to get in and out of." The 6610's around my part of the country do not lack power. If his does, why doesn't he get it fixed? It could be that it's his own problem because he didn't buy a big enough tractor in the first place. Here's another comment: "The gas pedal has to be held down or it won't stay at one speed." Why doesn't he set the friction disc on the throttle? It's a 10 min. job.

Another man complains about his 4440 Case. He says his hydraulic system quits after it warms up. Did he have the problem checked out? Problem possibilities include a stuck relief valve, a worn pump, low oil, or worn out contaminated oil. It's surprising how many tractors have never had their hydraulic or transmission fluid changed. He also said, "When I try to shift, the powershift transmission will almost stop, then jerks forward." In my opinion it doesn't jerk hard enough because he hasn't hit his head on the windshield yet to knock some sense into it - his head, that is. The local Case dealer should be able to fix this problem by adjusting the control valve right under the cab floor. Changing the transmission fluid once in a while might even help. He'd better do it soon before he finds oil, gears and other parts on the ground and has to write FARM SHOW to tell what a big piece of junk the tractor is.

When you read through these comments in your paper and think about them you can see that there are a lot of problems that people bring onto themselves because of neglect and laziness. You can believe me because I see it every day. My advice to people is to complain less and think more. (Hortonville, Wis. - name withheld by request)



Anyone who has a physical disability that requires use of a wheelchair or 3-wheel scooter will be interested in this new wheelchair lifter that lets you load a chair into the pickup box while sitting in the cab of the truck. The "Out-Rider" mounts right behind the cab on either the driver's or passenger side of the truck. It's electrically operated off the vehicle's battery and has motorized up/down, swing in/swing out movement plus an electric actuator on the main mast that raises it up and down so you can gently set the load down in the bed of the pickup. Automatic stops limit boom travel. Bolts to the truck bed - requires no welding. It'll lift a wheelchair, scooter or other objects up to 200 lbs. A control panel in the cab has a series of buttons that lift, rotate and lower the chair to the floor of the pickup. When unloading, it sets the chair down right next to the cab where it's easy to get into. Sells for \$1,995. (Bruno Independent Living Aids, 430 Armour Ct., P.O. Box 84, Oconomowoc, Wis. 53066 ph 800 882-8183 or 414 567-4990)

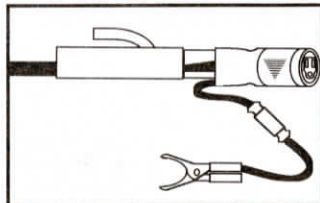


For several years I have been selling no-drift plastic spray hoods set up with 3 tips to band spray growing crops. Now I am also taking the same hood and cutting it in the center so it's 17 in. long and mounting it on the back of row crop planters to protect the band from wind, letting farmers more accurately band spray while planting.

If the planter is already set up to band, the hood can be mounted over the bander. If starting new, the hood can be mounted on planter and the tip mounted in the top of the hood. Both ways work good. They sell for \$28 per row. (Ray Clark, Rt. 3, Box 150, Pontiac, Ill. 61764 ph 815 844-5468).

I'm writing in regard to the article entitled "Ford's Secret Pickup Warranty" that appeared in the last issue of FARM SHOW. We have had the same problem with the paint on our Ford pickup as Mr. Khuns. Although that situation has been resolved, we now have a problem with leaking wheel seals. We've taken it in three times and have also written letters and made phone calls, but with no results. We have to argue with the dealer to get it repaired at no cost to us and they still can't tell us why the seals leak. We are not alone with this problem since others in our community with Ford F-Series trucks have had similar troubles. We are at our wits end with this truck. You article mentioned a consumer advocacy group, the Center for Auto Safety in Washington, D.C., that fields complaints on problem vehicles and pushes for recalls, when needed. Could you give us the address? (Nick & Lorri Pitorak, 11885 Madison Rd., Huntsburg, Ohio 44046)

Editor's Note: Contact: The Center for Auto Safety, 2001 "S" St. N.W., Washington, D.C. 20009 (ph 202 328-7700).



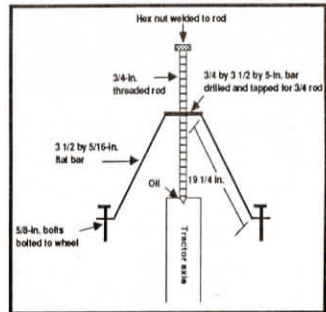
Power tools plug right into your welder with this new "Stinger" AC adaptor for arc welders that lets any electrode holder serve as a standard power outlet. The compact, lightweight adaptor is simply clasped by the electrode holder and a small ground clip is attached to a metal ground. It's great for powering hand-held grinders or any other power tools and eliminates the need for expensive battery-operated tools or bulky extension cords. To power hand tools you need a welder with an open circuit voltage of at least 75 volts AC or DC (99 percent of all welders meet this standard). It should only be used on tools marked AC-DC, which is the standard for most hand tools today. Sells for \$24.95. (Richard Ryan, President, Stingerpower Manufacturing Co., Suite 109-329, 15466 Los Gatos Blvd., Los Gatos, Calif. 95032 ph 408 997-9813)

A 10-ft. length of electric heat tape wrapped across a shelf keeps food and beverages from freezing in a refrigerator in my unheated shop during the winter. The heat tape is connected to a thermostat mounted on the inside wall of the refrigerator. A 24-hr. timer sits on top of the refrigerator. Both the



heat tape and the timer are plugged into an extension cord that enters the refrigerator at the door hinge. I turn the refrigerator off in the winter because when my shop heater is off it gets too cold inside the shop to keep food and pop from freezing. I set the thermostat at 38 degrees and use the timer to turn the heat tape off after an hour or two. (Mike Grace, Rt. 1, Elberon, Iowa 52225 ph 319 444-2906)

I have taken FARM SHOW off and on for a long time but I think your July-August issue (Vol. 15, No. 4) was by far the best issue I have ever seen. I especially liked the story in "Ag World" that contained all the world agricultural records. It was very interesting. I plan to use the story at Grange and Sunday school parties for some extra fun. (Willard D. Fox, Rt. 2, Box 233, Bryan, Ohio 43506)



I've used this wheel puller on my IHC tractors for 20 years. Works great with a socket or impact wrench. You should put a little oil where the threaded rod meets the axle. (Frederick Draper, 5125 Williston Rd., Toledo, Ohio 43619)

Here's an idea that really works. I use a blower-type hair dryer to get diesel tractors started in cold weather by blowing hot air into the intake manifold. Works better and faster than starting fluid and is much safer and easier on the engine. Works every time if fuel is still flowing. (Dean Wakefield, Rt. 1, Box 76, Newark Valley, N.Y. 13811 ph 607 642-8938)

Continued on next page