

PROCESS VULCANIZES RUPTURES OR BREAKS

New Way to Splice Irrigation Hose

There's no doubt that with hundreds or maybe thousands of feet of irrigation hose on your farm, one day you'll break or rupture a section of it. To fix it, you'll probably cut off the shredded part, shove in a section of steel pipe and clamp it down. Each time you reel up the hose from then on you'll curse the steel that makes that section of pipe inflexible.

Now, thanks to a new patented process, you can have irrigation hose spliced and vulcanized. When the job's completed, the broken or ruptured hose will be as good as new.

"Our crews travel throughout the U.S., going directly to farms to repair irrigation hoses," says Lois Brown, dispatcher and wife of franchise owner, Kelly Brown. Brown is licensed by the inventor of the hose repair technique — Ed Lacey, Trent, S.D. — to fix irrigation hoses


throughout the U.S.

"We usually like to have 10 to 20 jobs lined up when we go to an area," explains Lois Brown. "If there is only one customer in an area, it's usually least expensive to have him ship the hose directly to us for repair." Standard fee for an on-farm visit is \$400. For hose repairs made at headquarters, the cost is \$300, plus shipping.

The Browns repair hoses of diameters ranging from 3½ in. to 5 in. Major hose companies — including Goodyear, Goodall and Angus — all recommend the procedure and Goodyear, until this year, actually had a franchise to use the repair process in their own plant.

Here's how the new process works:

Bad ends are cut off at the break and rubber coating around the fabric peeled back. An inflatable member — called a "fish" — is slipped into the



A completed splice just removed from the vulcanizer.

hose at the break and inflated with air. Patented knots are used to re-tie the fabric back together. The rubber is then replaced and a rubber wrapping vulcanized over the seam. The "fish" is removed by reeling the pipe through an electro-magnet which attracts the metal in the "fish" and guides it out the end of the hose.

The company's road crew, which travels throughout the U.S., carries everything needed for repairing irrigation hose in a gooseneck trailer

pulled by a pickup. It usually takes 3½ to 4 hrs. to complete a hose splice.

"An irrigation hose 660-ft. long and 4½ in. in dia. may be worth \$5,000 so it's well worth the expense to have it spliced," says Brown. "Most hoses are as good as new once we've repaired the break or rupture."

For more information, contact: FARM SHOW Followup, C. A. Brown, Irrigation Hose Repair, Trent, South Dak. 57065 (ph 605 428-5101).

FIRST OF ITS KIND

Confinement Nursery For Newborn Lambs

"It will do for sheep what the farrowing crate has done for hogs," believes Alan McFee, of Britt, Iowa, a sheep producer who tested the first experimental lamb nursery produced by PCP Mfg., Spencer, Iowa.


McFee started using the lamb nursery in February of 1978. He had approximately 40 lambs at one time in the 80 head unit and, to date, has raised 135 lambs with a death loss of only 5. He attributes the losses to the experimental nature of the unit, and to drafts that were created by leaving doors open while necessary design changes were being made.

"We feel that with proper use and application, the confinement nursery will allow us to increase the average life of ewes in our flock and our lambing percentage," McFee points out. "Instead of raising a pair of twins

and being culled, because of lack of condition, older ewes can let the nursery take one or both lambs right after birth, allowing them to bounce back to produce still more lambs."

The lamb nursery measures 7 ft. by 23½ ft. inside and has a capacity of 80 to 100 lambs. At one end of the building there is a double deck 4 ft. long and the width of the building. It's divided into two pens with expanded metal floors. The rest of the unit is one big pen, or it can be divided to separate lambs by age. Newly born lambs are started in the top deck. Since they need to be handled more often while getting adjusted to milk replacer, the table height upper deck makes the work easier.

The lamb nursery features expanded metal floor and deck with a



Portable lamb nursery measures 7 by 23 ft. inside and has a capacity of 80 to 100 lambs.

scraper system beneath the floor. Ventilation is achieved by using a negative pressure system. The heater is optional.

The milk replacer can be fed with either a hand held bottle, or a commercially made automatic feeder.

Suggested price of the unit is \$6,950.

For more information, contact: FARM SHOW Followup, Rick Dillon, PCP Mfg., Inc., Box 1035, Spencer, Ia. 51301 (ph toll free 1-800 843-3912).



Newborn lambs start on the top deck.

GROUNDWATER KEEPS IT FROM FREEZING

New "Freeze Proof" Cattle Drinker

New from Fibernetics is an energy-free Cattle Drinker that requires no electricity, gas or auxiliary heat to keep it from freezing in sub-zero weather. Ground water provides the warmth to keep it from freezing in winter, and to keep it cool in summer.

The Cattle Drinker is heavily insulated with fiberglass and urethane, similar to that used in boat construction. A water dam in the tank, combined with insulated lids, seals water in the tank from the outside air.

To operate the unit, animals lift the lids with their noses and drink through a drinking well. The inside water dam seals water in the tank from water in the well, thus preventing air from passing through the drinker, saving the heat. The make-up water that refills the Drinker is warm and this heat is stored until more animals drink, bringing up more warm water.


To keep the cattle drinker operating properly, a minimum of 15 ani-

mals is required. The unit can handle up to 150 head of cattle.

The unit is designed to water beef or dairy cattle, but can also be used to water horses and sheep. A rubber tire on top acts as a bumper for the lids as animals "nose" them open to drink.

Suggested retail is \$670.

For more information, contact: FARM SHOW Followup, Ken Schafer, Fibernetics Inc., Route 3, Box 73, LeSuer, Minn. 56058 (ph 612 665-6833).



Cattle Drinker requires no auxiliary heat to keep it from freezing.