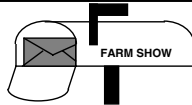
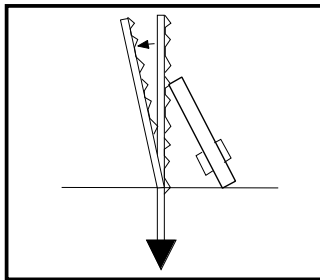


Reader Letters



My "best buy" is FARM SHOW Magazine. I've used several ideas from past issues to fabricate different tools and equipment. Recently, when I was looking for a story from a previous issue, I searched for several hours before I found what I wanted. I realized once again the mountain of information you've featured in past issues. It got me thinking that with so many farm homes now equipped with farm computers and CD-ROM's, it would sure be handy if you could put all the past FARM SHOW's on a CD with a complete index, cross-referenced to make it easy to find any particular idea. (John DeGroot, Navan, Ontario, Canada)

Editor's Note: Our staff has just finished putting together a cross-referenced index of issues of FARM SHOW published (nearly 20 years). We will soon be offering a printout of this index, as well as a version on CD-ROM so you can search electronically for any idea. For example, maybe you have an old combine sitting around and would like to see what other farmers have done with them. You will be able to quickly look up every story we've ever had on combine conversions.



Here's a handy way to pull steel fenceposts out of the ground using a regular fence post driver. Just turn the post driver upside down and lean it against the side of the post that has "teeth". Then bend the post away from the driver, and pull it back so it catches on one of the teeth, lifting the post out of the ground. Works great. (A.E. Laube, 586 4th Ave., Boone, Iowa 50036)

We've had a lot of interest from FARM SHOW readers in the past in our tire cutting



equipment so we thought you might be interested in our new tractor tire cutter, model TC100. It'll cut any rear tractor tire up to 52 in. in dia. It features a hydraulic lift to raise the tire up to the cutting table so no manual lifting is required. A hydraulic cylinder positions and holds the tire in proper shearing position. Large rollers on the cutting table make it easy to rotate the tire as needed. Our patented scalloped shear bar cuts the tires in the horizontal position. It punches down through a pair of stationary shear bars for a clean cut with no waste.

The cutter is powered by a 16 hp. Briggs & Stratton engine and has a 28 gpm 2-stage hydraulic pump. Sells for \$16,500. (Wes Sprunk, Tire Service Equipment Mfg. Co. Inc., 3451 S. 40th St., Phoenix, Ariz. 85040 ph 800 223-4540)

I want to thank you for running my letter in the last issue of FARM SHOW asking what had happened to the Allis Chalmers fuel cell

experimental tractor. I got many replies and would like to thank everyone who responded. I learned that the tractor is at the Smithsonian Institute in Washington, D.C., and will be on display this Labor Day weekend at the Western Steam Threshers Show at Rollag, Minnesota. I also found out that much of this technology developed by Allis-Chalmers is now at use in the space program and on satellites. (Douglas A. Chalmers, 6525 Bella Vista Dr., Victoria, British Columbia Canada V8Z 6Y4)

I attend a local machinery auction once a month where I buy older model Briggs & Stratton engines, the kind with the cast iron cylinder engines. I buy 8 to 10 motors a year. Most of them only need a good cleaning of the gas tanks, carburetors, and points, then they're ready to run. I give them a new paint job and add new Briggs & Stratton decals, and I can then sell them and double my money. These engines work great for driving auto alternators for charging batteries, air compressors, and for many other jobs. (Bob Jessup, Redneck Ranch, P.O. Box 118, Clarcona, Fla. 32710)

I thought your article in the last issue on low-cost livestock buildings was interesting since I'm thinking about building one this fall to put calves in.

The research that Quality Swine Co-op did to compare canvas-sided buildings with conventional buildings was good but they didn't consider an important factor that most people don't think about - the color of livestock.

Five years ago I started buying sale barn calves. I just buy the weak, young, "wet navel" Holstein bull calves that will die for most people, and nurse them back to health. One thing I've learned after losing a lot of white calves is that when it gets cool, calves with the most white hair will be most likely to get sick. Conversely, on the first warm day of spring, when calves still have their winter coat, black calves will lay there huffing and puffing like they're sick while white cattle will chew their cud and just enjoy the nice day. The reason for this difference in reaction is that white reflects the sun's rays away, cooling the animal, while black absorbs the rays.

I think this principle may also affect pigs grown in these canvas or greenhouse-type buildings. The ideal would be if you could raise white pigs in summer and black pigs in winter. Then the feed conversion in these buildings might approach that of a conventional building. (Elmer Robeck, Jr., 20930 Oakdale Dr., Rogers, Minn. 55374 ph 612 420-2410)

Since your January, 1996 article on my Homemade Wheel Driven Band Sawmill, I've had inquiries from all 50 states, all provinces of Canada and even one from Mexico. A total of 794 people have either called, written or visited to get more information on my sawmill. It sure gave me and my wife of 48 years, Jean, something to do during the winter months. We're now getting calls, letters and pictures from people who have built, or are building, their own sawmills.

I wanted to personally thank you for helping me help so many people solve their lumber cutting problems. (Bill Reeks, 7104 B U.S. Hwy 231 N, Cromwell, Kent. 42333 ph 502 274-3361)

Michael Casson's letter in your last issue described how he left a small "walk-through" space alongside gates so he could pass through without opening the gate. This reminded me of the "pass gates" we used around the horse barns when I was a kid. I think many people still use these. Cattle and

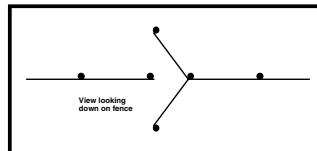


We'd like to "update" FARM SHOW readers the original, patented cover system for combine grain tanks. My husband Joe Looney passed away in April, 1993. He and I started the business in 1989 and obtained a patent on the idea in 1992.

With the help of our local Deere and Case-IH dealers, the idea took off and we started advertising nationally. We had customers who wouldn't take a new combine off the lot until they had a Looney cover installed. We knew the product worked because Joe was a farmer and he had them on our own machines.

After Joe died, I signed an agreement with a company to sell the hopper covers and pay me a royalty. That didn't work out and now I'm planning on running the company the way Joe and I originally intended. Each cover comes with hardware instructions and a fiberglass bow. The cover can be left on the combine during harvest and never taken off. Each cover is custom fit to your particular make of machine. Beware of imitation products on the market that don't fit as well and that will not hold up. (Gayle Looney, President, Looney Covers, Inc., 817 Dover Rd., West Memphis, Ark. 72301 ph 501 735-7776)

horses cannot get around the bend. This is about the same idea as Mr. Casson's ex-



cept that animals never try to get through this opening. (Harold Gallaher, P.O. Box 53, Bismarck, Mo. 63624)

My uncle and I bought a 1957 International Cub Lobby tractor. It was in bad shape when we brought it home. The motor was frozen and the head was cracked. The radiator had a 4-in. hole in it and the bottom radiator housing was cracked. We stripped the tractor down to the frame and started to rebuild. We bought a 2-liter diesel engine out of a 1987 Ford Escort to boost the horsepower. We



had to make all the adapters to install the new engine. Cooling is handled with a temperature controlled electric fan and a new radiator. The Escort's power steering pump is used to run the tractor's hydraulics. We also made the seat adjustable.

We call the tractor our "8757 Fordnational Cub Lobby" and use it to run a 5-ft. Woods mower and a 4-ft. spring-loaded snow blade. It's fitted with Halogen head lights for night work and flashing red lights on back for safety when pushing snow. (Roger Reed, 19545 E. Ave., Hoopston, Ill. 60942)

Many years ago I toured a salt plant in Hutchinson, Kansas, and it recently occurred to me that the method they used to make salt blocks might have other applications. They had a huge wood barrel filled with a slurry of salt about the consistency of half frozen ice cream. In the center was a ram similar to the ram in a hay baler. Every 20 seconds or so the ram hit home with a crash, compressing the salt slurry, and out would pop a solid block of salt that was very hot from the instant pressure.

My question to the inventors who read FARM SHOW is: could this method be used to turn animal waste into solid, dry logs that could then be burned? Might be worth exploring. (Elmer Pinkerton, 305 West D Street, Elmwood, Neb. 68349)

I spray a homemade 'hot tea' on sweet corn to keep deer from eating it. I make the tea by mixing ground-up hot peppers with foliar fertilizer. I spray it on just as the corn is spiking when the corn is about knee-high which is when deer do the most damage. They don't like the taste of it and go eat somewhere else. It also keeps raccoons away.

I boil about six peppers in a quart of water which, when mixed with the foliar fertilizer, is enough for about 20 acres. I use a kitchen food grinder but sometimes also buy ground-up peppers in a package. I use a piece of cloth as a strainer to make sure no big particles can plug up the boom nozzles. I got the idea to make my own 'hot tea' after trying a commercial product. I started using it on my sunflowers and sweet corn about six years ago. It also works on field corn as well as garden crops such as tomatoes, potatoes, etc.

I grow 3 to 5 acres of sweet corn on my farm which I sell from a truck and also to local markets. I have a custom spraying business and use a self-propelled high clearance sprayer to apply the mixture. I make one application on field corn and two on sweet corn, with the second applied as the corn is developing ears. (Walter Reetz, West Branch, Mich.)

I want to find out more about Earth Systems Ltd. groundwater "furnaces" like the one Omer Laleman, Minnetonka, Minn., named his "best buy" in FARM SHOW (Vol. 20, No. 1). I wrote to the company at the Canadian address accompanying Laleman's comments and was disappointed when my letter came back, unopened and marked undeliverable at that address. Where can I contact this company? (A.J. Detrixhe, R.R. 3, Box 362, Concordia, Kan. 66901-9140)

Editor's note: Mr. Laleman bought his Earth Systems Ltd. furnace in 1987. Here's the manufacturer's current address: Water Furnace International, 9000 Conservation Way, Ft. Wayne, Ind. 46809; ph 800 934-5667 or 219 478-5667.