

Deere Introduces No-Till Air Drill

Deere dealers are taking orders for the new 1850, a wider, faster way to seed in no-till.

Using two ranks of the proven 750 no-till row units, the 1850, teamed with Deere's bulk air-seeding tank cart, is available in 30, 36 and 42 ft. working widths, and 7.5 or 10 in. row spacing.

"A single-disk opener slices through residue, leaving a neat, clean trench. Next, a gauge wheel mounted next to the disk-opener provides the ultimate in depth control. Then, a press wheel tucks the seed into the furrow for the necessary seed-to-soil contact."

Exclusive "active" hydraulics let you "dial in" up to 375 lbs. of down-pressure


on each opener.

The 230-bu. tank cart is divided into two pressurized compartments, allowing you to split tank capacity with seed and fertilizer.

Models 30 and 36 ft. wide fold to just over 14 feet for transport, and the 42 footer to 18 ft., 4 in.

Prices range from about \$50,000 for the 32 footer to about \$70,000 for the 42 footer, plus about \$30,000 for the tank cart.

For more information, see your nearest Deere dealer, or contact: FARM SHOW Followup, Deere and Co., John Deere Road, Moline, Ill. 61265 (ph 309 765-4714).




"Walk Behind" Lawn Trimmer

At first glance, the new Trim-A-Lawn looks like a half-scale replica of a conventional "walk-behind" lawn mower. But look underneath and you'll see that, instead of a blade, it's equipped with a string-type cutting head.

"It eliminates the muscle ache and strain of carried trimmers" says Trim-A-Lawn of its new "walk behind" lawn trimmer and leaf mulcher. Its cutting head is laced with two or four 0.130 in. dia. triangular-shaped cutting lines that "quickly and evenly power through grass and weeds that overwhelm other types of trimmers. It takes a 15 in. swath and is great for even, close-up trimming around rocks, fenceposts, buildings, trees, ditches or culverts."

The 21-pound Trim-A-Lawn, powered by a 35cc U. S. Engineers engine, lists for \$239, and, with a 49cc Tecumseh engine, for \$279.

Contact: FARM SHOW Followup, Trim-A-Lawn, Box G, Utica, N.Y. 13505 (ph 1 800 721-4852, or 315 733-3366).



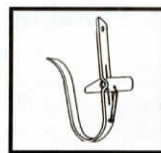
Money-Saving Shop Curtains

"They generally pay for themselves the first year," says Rainbow Industries of its custom-tailored shop divider curtains. "Instead of heating the entire shop, you only heat the curtained off work area."

The curtains, made of 13 oz. vinyl-laminated nylon, feature a rolling track at the top, velcro fasteners that, in a matter of seconds, tie curtain sections tight together with virtually no heat loss, optional windows to let in light and to let you monitor adjacent non-curtained areas, and 1/4 in. log chain sewn into the bottom hem to stabilize the divider curtains so they just "kiss" the floor without bunching up.

Available in a variety of colors, including white, in 1, 2, 3, or 4 sides. Cost is right at \$1.30 per sq. ft. with a 2.5 by 5 ft. plastic window, and \$1.10 without.

Contact: FARM SHOW Followup, Rainbow Industries, 5975 E. National Road, Springfield, Ohio 45505 (513 323-6493).



"Crank Locker"

Here's a handy new way to enhance the convenience of roll tarps — equip them with a new "Crank Locker" from Sanders Supply.

It features a spring-loaded, one-finger release for fast and easy locking and unlocking of the roll-up crank - without the time-consuming hassle of screwing and unscrewing nuts or bolts.

One center-mounted unit secures the roll-up crank in either the open or closed position. For side-mounted cranks, you need a "Crank Locker" on each side.

Precision stamped from 8 ga., nickel plated steel. Sells for \$19.75.

Contact: FARM SHOW Followup, Sanders Supply, Rt. 1, Box 131, Hoffman, Minn. 56339 (ph 612 986-2437).

Pickup Hoist Lifts 1,500-Lb. Loads

In less than 30 seconds, one person working alone with the new Dyna-Hoist, can load or unload up to 1,500 lbs. from ground level and place it anywhere in the pickup bed.

The lift's twin arms mount on the top of the sides, keeping the cargo area free (except for 4 in. up front) to accommodate 4 by 8 ft. sheets and other material.

Optional accessories include an 8 by 8 ft. cargo platform which loads at ground level. Dolly wheels allow the platform to be lifted and winched onto your pickup in less than a minute, eliminating the need for a trailer and ramp to haul snowmobiles, ATV's, garden tractors, mowers and other cargo.

Hydraulically operated boom and electric winch, controlled by a hand-held detachable control on a 20 ft. cord, allows the operator to remain a safe distance from the load.

Model 750 for half ton pickups has a 750-lb. capacity. Model 1500 for 3/4 and 1 ton pickups has a 1,500 lb. capacity. The lift arms at full vertical are 13 ft. above ground. They can load and unload cargo that stands up to 11 ft. tall.

For more information, contact: FARM SHOW Followup, Dyna-Hoist, Rick



Coolman, Western Products, 7777 North 73rd St., Milwaukee, Wis. 53223 (ph 414 354-2310).