

## Lightweight "Air Visor" Dust Helmet

Unlike other powered dust helmets, this new lightweight "air visor" from Airstream Dust Helmets is self-contained - the motor, filter and battery pack are built right into it. No need to wear a power pack on your belt.

The "Airtite" protects eyes and face while providing a continuous flow of filtered air which keeps the visor from fogging up and makes breathing easier under almost any conditions. Dust filters are replaceable. Weighs less than 1 1/4 lbs.

The Airlite-4 is powered by a 4-hour "on-board" rechargeable battery pack. Sells for \$229. You can also get an 8-hour model with a belt pack that sells for \$269. Both systems come complete with battery charger and are shipped freight-free. An optional head cover is available to protect hair from dust and grime.



Contact: FARM SHOW Followup, Airstream Dust Helmets, P.O. Box 975, Elbow Lake, Minn. 56531 (ph 800 328-1792).

## Replacement Hinge Joint For Deere Planter Markers

Machine shop operator Bill Meterer says one of the most common repairs he's been asked to make over the years has been to the hinge joint on Deere Max-Emerge rigid frame planter markers. He finally decided to come up with his own replacement hinge kit that makes the joint "better than new".

To install the Meterer kit, you cut off the bent portion of the marker arm with the original hinge joint and then weld the replacement hinge - which is built longer and heavier - in its place.

Since markers come in varying widths

depending on size of planter, the kit comes with detached side braces. Once the length needed is determined for the damaged marker arm, the two side braces are welded onto the replacement hinge and then the hinge is fitted to the damaged marker and welded into place.

Joints sell for \$55 apiece.

Contact: FARM SHOW Followup, Bill Meterer, Meterer Machine & Welding, Rt. 1, Box 221, Athens, Ill. 62613 (ph 217 636-8109).

## Fiberglass "Double Chute" For Silos

Keeping the silo feed delivery chute separate from the climbing chute eliminates feed buildup on doors and keeps the climbing chute clean at all times, says the manufacturer of a new fiberglass "double chute" for silos.

The double chute adapts to most conventional silos and unloading systems. It consists of a fiberglass feed chute that bolts to the back of a larger fiberglass chute that's used only for climbing. Special "forage funnels" are used to carry silage from the unloader to doors in the feed delivery chute, keeping the climbing chute clean.

"Conventional silo chutes are dark, damp, and dirty, but our double chute system keeps you dry and clean all the time," says Roger Wollin, president. "The feed delivery chute eliminates feed buildup on silo doors, and the fiberglass construction eliminates rust and corrosion. The fiberglass is translucent and lets in sunlight which quickly dries any moisture."

Double chute components come in 30 and 90-in. long sections to accommodate all silo heights and door spacings. The "forage" "forage funnel" comes in two parts, making it easy to move whenever you lower the silo unloader.


Several accessories are available. A 2 1/2-ft. long extender bolts onto the bottom of the double chute to let you use your silo unloader to completely empty the silo. Also available is a discharge funnel that bolts onto the bottom of the chute to direct feed flow into a cart, wagon, etc. And there's an optional roof dormer that mounts on top of the chute that has a door to allow dust to escape from the silo as it's being filled.

The double chute sells for about \$60 per foot.

Contact: FARM SHOW Followup, Fiberdome Inc., Box 11, 202 Sandy Beach Road, Lake Mills, Wis. 53551 (ph 414 648-8376).

## "Better Than A Brush Auger"

"The problem with brush-type augers is their limited capacity and short life. They wear out fast," says Vance Lundell, veteran auger manufacturer who's experimenting with a new-style auger made from a combination of rubber and polyethylene. "Preliminary tests show it has about twice as much capacity as a comparable size brush auger, and lasts three to four times as long. The flanges are flexible, providing as good or better protection against broken or damaged kernels as you get with a brush auger," explains Lundell who expects to have his new competitively priced brush-replacement auger on the market by late 1993. It'll have the same exclusive design features we incorporate into our existing line of Lundell injection molded modular screw conveyers (pictured). In applications



where areas of high wear develop, or in the case of damage, individual modules can be replaced, eliminating the need to replace the entire auger. Another exclusive design feature is our interlocking lap joint. Pressure exerted by the conveyed material forces flight joints together, producing longer-wearing, abrasion-resistant flighting," explains Lundell.


Contact: FARM SHOW Followup, The Lundell Co., PO Box 37, Kiron, Iowa 51448 (ph 712 675-4779).

## Row Shut-Off For Case/IH Air Planters

You can shut down any number of rows on Case/IH air planters with this new add-on kit that was developed by South Dakota farmer Wayne Tjeerdsma for his own use.

"It eliminates overlapping on terraces or at the edge of a field, saving seed and preventing yield reductions," says Tjeerdsma, who's building about 30 of his row shut-off units for market this year. "We want to get a few out this year. If feedback is positive, we will put it on the market in 1994."

The add-on unit, which attaches with 4 bolts (you drill two holes), consists simply of a set of rubber release wheels that are positioned on the top side of the pressurized seed drum. The drum carries seed in holes that correspond to the rows being planted. A release wheel is positioned above each row of holes. By dropping the wheel down against the drum, it releases the seed back into the drum before it can be delivered to the seed manifold. Each release wheel is independently controlled by an electric



solenoid that's controlled by a switch in the cab.

"The first model I built was manual. I had to climb off the tractor to shut down rows. Now I can do it from the cab with the flip of a switch," says Tjeerdsma.

He plans to sell 8-row units for \$350. Contact: FARM SHOW Followup, Wayne Tjeerdsma, Selectro Company, P.O. Box 226, Avon, S. Dak. 57315 (ph 605 286-3631).

## Automatic Greaser For Case/IH Cornheads

Automatic greasing systems are catching on with farmers and manufacturers in Europe but they're not yet widely used in North America. Now an Iowa farm equipment distributor is adapting a piece of German equipment to a Case/IH cornhead.

Blink Bros., Lisbon, Iowa, says their greasing kit lubricates all grease points automatically or it can be activated manually. A central grease drum feeds grease to a manifold that distributes through individual lines to each grease point. Every manifold section contains a piston that feeds grease individually to each line so grease feeds evenly to each point regardless of length of line.

The 12-volt pump is driven by a geared motor and contains a built-in agitator. Reservoir holds 5 lbs. of grease. It's fitted with a timer that can be adjusted as needed or you can use the manual override.

"It'll keep new bearings running virtually indefinitely and extend the life of worn bearings or bushings. It's made with high-quality components and is easy to install," says Blinks Bros. They're working on other adaptations. Case/IH cornhead kit sells for \$1,550.

Contact: FARM SHOW Followup, Blinks Bros., 242 Greenridge Rd., Lisbon, Iowa 52253 (ph 319 455-2158).

## Swiveling Sawhorse Brackets

You'll like these new swiveling sawhorses that let you turn the legs 90 degrees so the sawhorse folds up flat against the wall for storage.

Developed and manufactured by Roby Parks and Allan Shears, Divernon, Ill., the sawhorses are made using steel swiveling brackets and 2 by 4's. You can buy brackets and make your own or buy the sawhorses complete.

The swivel hinges lock in both the folded and working positions so they won't swing around when you pick them up. "Makes it

easier to store them and to haul them because they'll lie flat in the bottom of the truck," says Shears.

Designed for utility work, you can wrap straps around the legs to handle substantially heavier loads.

They sell for \$19.95 complete or \$9.00 for just the brackets.

Contact: FARM SHOW Followup, Allan Shears, Mechanisms Design and Manufacture, 411 South 3rd St., Divernon, Ill. 62530 (ph 217 628-3890).

## New-Style "Hip Hugger" Cow Lift

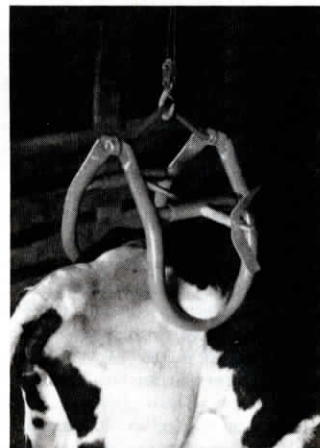
New "Hip Hugger" cow lift is easier to use than other hip hugger-type lifters because there's no awkward crank to turn, says the manufacturer. Also, it's made out of larger pipe which spreads the load out, making it more comfortable for the cow.

The "Hip Hugger" can be raised by a block and tackle mounted on the barn roof or by a chain attached to a front-end loader. As it's raised the Hip Hugger's two sides come together with a scissors-type action that tightly grips the cow, yet is easy on her. A large wing nut can be adjusted to get the proper grip.

Adjustable leg restraints - supplied with the lift - buckle onto each leg, allowing the cow to walk and remain standing while being supported. The leg restraints can also be used on cows that you suspect might have a problem before they get seriously injured.

Sells for \$129.

Contact: FARM SHOW Followup, Tool



Engineering and Manufacturing, 807 West Forest, Brigham City, Utah 84302 (ph 801 723-8860).