

squeeze bottles work great and let you make use of the old bottles."

Gene Johnson, Idlesleigh, Alberta: "Probably the most often used problem solvers around my farm are hydraulic orbit motors which I use to replace jack shafts, chains, belts, bearings and a nightmare of drives and wobblers. Also, frequent greasing has saved more down time on our 3,000 acre wheat farm than anything else. For example, I grease U-joints on our 4-WD tractors 2 or 3 times a day."

Duane Olson, Chehalis, Wash.: "In order to prevent problems with hydraulic hoses, I split lengths of plastic hose and slip them over the hoses wherever they run against equipment. It's a cheap way to prevent problems."

Randy Kirk, Watrous, Sask.: "Draining anti-freeze out of engine blocks is always a messy job so I now replace the drain plugs with a lever-type drain cock. Lets me screw a hose onto the drain cock before I open the valve so I can direct the flow where I want it."

Rick Blodgett, Baudette, Minn.: "I spray B&G chain lube on all drive chains when putting equipment away. It keeps chains like new. I've tried all the rest but the best is B&G. It'll even free up lightly rusted chain."

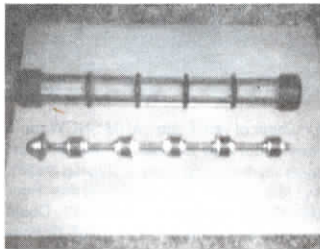
"One of the best buys I ever made for my shop was when I bought an old metal lathe and fixed it up for a total investment of less than \$1,000. I taught myself to run it during off times and it's paid for itself many times over, repairing worn drive shafts, cutting keyways, etc. It's especially handy when new parts would be prohibitively expensive or on weekends at harvest time when a part can't be found."

"I made an air hose reel for my shop out of an old tire rim with a handle mounted in the valve stem hole. A guide keeps hose on the rim and I used a hose coupler at the center of the rim as a rotating supply hookup."

Billy R. Snider, Dundas, Ill.: "My Deere 265 garden tractor was hard-starting when new and the dealer could not fix it. I solved the problem by adjusting the choke linkage and I made the hole in the butterfly valve on the choke smaller."

E.W. Walck, Jr., Saratoga, Wyo.: "I modified a drive-through electric gate so that it's portable. I use it to keep cows out of hay yards when I'm feeding out of them with the tractor and loader."

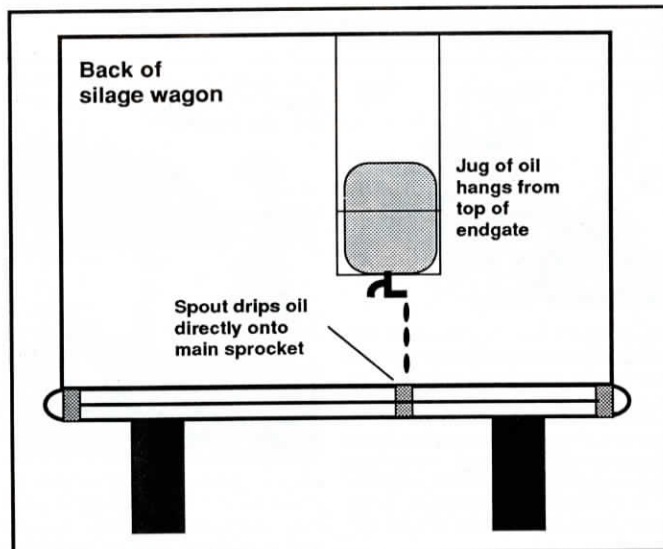
"I store auto batteries on a wood pallet that I fitted with lawnmower wheels. That keeps the batteries off the floor and the pallet rolls easily under a counter so the batteries are out of the way but easily accessible when needed."



Royle Duncan, Alden, Iowa: In the last issue (Vol. 18, No. 2) Duncan told how he puts a magnet in the transmission oil intake screen on his Deere tractor to protect the transmission fluid pump. He's had so much interest in the idea he's now selling the magnet. "It fits inside the transmission oil intake screen (shown in the background of photo - magnet's in foreground). The screen is used in all Deere tractors from the 10 series (3010, 4010, etc.) to 60 series (4560, etc.)."

"Deere's hydraulic system uses two hydraulic pumps - a transmission pump to charge the main pump and lubricate and supply pressure to the transmission, and a main hydraulic pump to supply high pressure oil to the entire system. Oil going from the transmission to the main pump gets filtered, but not oil going into the transmission pump."

"The magnet fits inside the existing screen. You just take it out periodically and clean it off. Sells for \$50." Contact: FARM SHOW Followup, Royle H. Duncan, Rt. 1, Box 178, Alden, Iowa 50006 (ph 515 859-7775).



Garland J. Heddings, Catlett, Va.: "I had problems with rusty chains and sprockets on the silage wagon we use to feed with daily so I made a quick oiler that's always there ready to use. I made a rack out of rebar to hold a 5-gal. jug. Hooks on top of the rack

fit over the top edge of the wagon. I put a turn spout on the jug and fill it with used oil. I move the jug back and forth between sprockets every day or so. A bed chain will last almost forever with this setup."

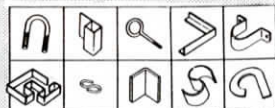

"Bend-All" Bender Makes U-Bolts, Brackets, Hooks, & Handles

Bending your own U-bolts, eye hooks, angled brackets or other such configurations is easy with the new "Bend-All" utility bender that can be used on round or square rods or flat steel.

The handy shop tool mounts on a 38-in. metal stand that bolts to the floor. It has an extendable handle for plenty of leverage. Comes with an assortment of steel dies from 1 to 3 in. dia., as well as a right angle bend attachment. Will handle round or square steel rod up to 5/8-in. dia. or flat steel up to 5/16-in. thick by 2 in. wide.

Sells for \$297 (shipping included in U.S.). Optional add-ons include round tubing dies for 7/8 and 3/4-in. dia. tubing up to 10 ga., and a scroll attachment that'll bend up to 3/16-in. thick by 1 in. hot rolled flat stock.

Contact: FARM SHOW Followup, FAB Center Sales, P.O. Box 192, Clay Center, Kan. 67432 (ph 800 235-6307 or 913 632-5638).




"Safety Stand" For Jack-All

A "safety-first" policy when repairing vehicles led William Stephaniuk of Wishart, Sask., to build this safety stand for his high-lift jack.

Stephaniuk used \$50 worth of 2-in. sq. steel tubing and 6-in. wheels to build the rolling stand with telescopic legs. The jack stands on a platform at the center of the frame and is used to hoist the top bar which lifts the vehicle.

"Because it has a wider base, it won't lean to either side. After it's raised up, safety pins hold it in place so it doubles as a jack stand," says Stephaniuk.

Contact: FARM SHOW Followup, William Stephaniuk, Box 166, Wishart, Sask., Canada S0A 4R0 (ph 306 576-2204).



Shop-Built Hydraulic Press

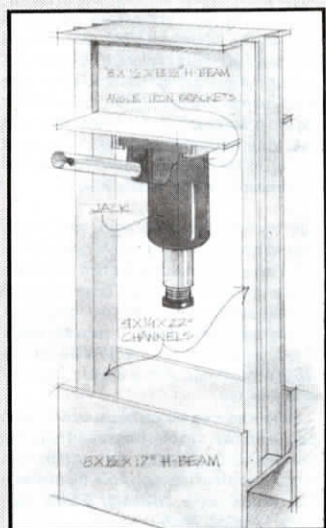
This home-built hydraulic press comes in handy for working metal, pressing off bearings, and other miscellaneous shop work, says Vince Koebensky, Buffalo, Minn.

Koebensky's press is featured in the new "Do-It-Yourself Yearbook" published by Meredith Books (1617 Locust, Des Moines, Iowa 50309 - \$24.95), which is chock full of do-it-yourself projects, handy hints, and other shop tips.

Koebensky uses his home-built press to bend or straighten flat, round, square, angle or channel iron. The press, as shown in accompanying drawing, can be used right side up or upside down. Most newer hydraulic jacks can be used in any position (horizontal, sideways, upside down) and will say so on the side of the jack.

This press is ideal for small, tough jobs and can be easily taken to the field. To build, use two pieces of 4 by 1/4-in. channel iron 28 in. long, and two 8 by 1/2-in. H-beams, one 13 1/2-in. long and the other 17 in. long. Weld the 4-in. channels to serve as vertical supports between both H-beams. Note that the press is built using the shorter H-beam on the bottom, with the flat surface down. Both beams are in the horizontal position, but the top H-beam is turned to be 90° offset from the bottom beam, with its face in the vertical position.

Contact: FARM SHOW Followup, Vince



Koebensky, Rt. 1, Box 126-1, Buffalo, Minn. 55313 (ph 612 682-4276).