

## BREAKS UP SOIL, YET LEAVES SURFACE TRASH

# New "Prong Point" For Moldboard Plows

The new add-on "Prong Point" lets you convert your moldboard plow into a new tillage tool that combines the best features of both chisel and moldboard plows.

Designed by St. Thomas, Ont. farmer Ron Prong, and his son Larry, the Prong Point has an adjustable chisel point, plus side points that break up the soil but without turning it over. Like a chisel plow, 50% of the trash is left intact, explains Ron.


Bolt-on Prong Points replace the existing moldboard bottoms. Both the side points and chisel shank are

mounted on a steel frame and both are replaceable.

The chisel point's depth is adjustable for regular and deep tillage, and you can get side points to fit your plow size. Coulters can be left on to cut trash.

Ron says the new-style bottoms require no additional tractor horsepower. They sell for \$250 (Canadian).

For more information, contact: FARM SHOW Followup, Ron Prong, Till-Tech Systems Ltd., R. R. 5, St. Thomas, Ont. N5P 3S9 (ph 519 775-2405).



"Prong Point" combines adjustable chisel point with side wings that break up soil without turning it over.

## LETS YOU ADJUST AIR "ON THE GO"

# Cab Switch Controls Deere Combine Fan

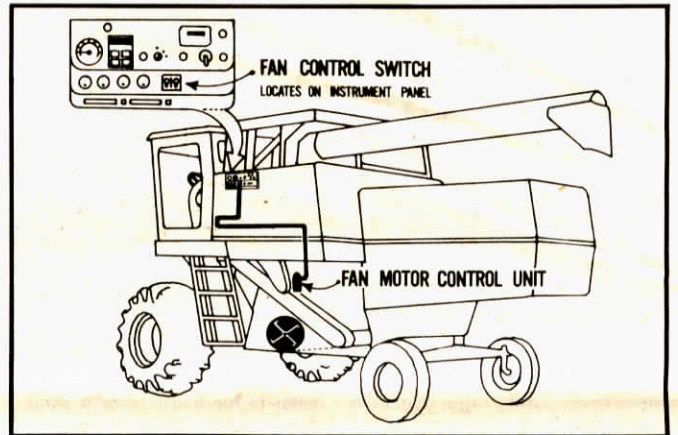
"It can pay for itself in one day's use," says Rasmus Nelson, inventor-manufacturer of a kit for Deere combines that lets you adjust speed of the cleaning fan "on the go" right from the cab.

"Yields can vary considerably from one end of the field to the other. With this cab-control switch, the operator can easily adjust the combine for maximum capacity without having to stop, get off and take time to manually adjust fan speed," Nelson points out. "All he has to do is move the

console-mounted switch forward to increase fan speed, or move it back to reduce speed."

The kit includes motor, switch, wiring harness, breaker and mounting. Fits all 1970 and newer Deere combines and is easily installed in about an hour, says Nelson. Sells for \$142.95, including shipping.

For more information, contact: FARM SHOW Followup, Air Design Co. Rasmus Nelson, President; P.O. Box 248, Scobey, Mont. 59263 (ph 406 487-2263).



New fan speed switch lets you adjust to maximum capacity without stopping combine.


## "SAV-A-GUARD" LETS YOU EASILY SPLICE BROKEN PIECES BACK TOGETHER AGAIN

# Welding Jig Helps Save Broken Sickle Guards

"Why throw them away?" says Gerald LeMaster, Portland, Ind., inventor of a new jig that lets you splice together pieces of broken sickle guard rather than replace them all with new sections.

LeMaster says the jig lets you match up broken pieces of guard to make new ones. It has hand-tightened hold-down bolts and adjustable clips that hold the point of the guard. The jig is designed so that it can be mounted on the table of a cut-off saw so that broken pieces can be cut off to evenly match other broken pieces. Then the pieces are fitted together for welding.

"You can buy the jig equipped with a saw or you can just buy the jig and fit it to your own saw," says LeMaster. The jig alone sells for about \$75 while the jig and cut-off saw sells for about \$300. Prices had not yet been finalized when this issue went to



Broken guards are pieced together in jig and welded.

press.

For more information, contact: FARM SHOW Followup, LeMaster Seed Service, Rt. 1, Box 157, Portland, Ind. 47371 (ph 219 726-8498).

# New Tractor Buzz Saw Features Covered Blade

"It's the first table-mounted buzz saw designed with both safety and efficiency in mind," says Dave Steiner, president of Steiner Engineering Corp., manufacturer of a new buzz saw that's unique in that the blade is always fully covered except when cutting.

FARM SHOW readers may remember that Steiner, of Holly, Mich., is also the manufacturer of half-price tractor parts (Vol. 9, No. 3). He's built a thriving business making replacement parts for most tractor makes and models that generally sell for half price.

Steiner's new buzz saw features a spring-loaded table that moves back onto the blade when a log is placed on the cutting table. The operator places a hand on the guard pushing the log and table into the blade. The only time the blade is exposed is when it's cutting. Once the cut is made, the table springs back out into position.

The saw is 3-pt. mounted for transport. Pto shaft and belts are also enclosed by safety shields. The blade is 30 in. in dia. and operates at 1,300 rpm's.



Saw blade is only exposed when operator puts pressure on saw table.

The Steiner buzz saw sells for \$595.

For more information, contact: FARM SHOW Followup, Steiner Engineering Corp., G-10088 S. Saginaw Road, Rt. 2, Holly, Mich. 48442 (ph 313 695-1919 or 694-5314).