

Planter-mounted laser signals hydraulics which automatically shift row units back and forth behind tractor.

PRECISELY SEEDS NEAR-PERFECT ROWS

French Planter Uses Laser To Mark Rows

Laser beams mark precisely spaced rows on a new, automatically-adjusting hydraulic planter from France.

The beam, projected from a stationary transmitter, is accurate up to 1 mile. Fitted with totally self-contained hydraulics, it continuously monitors row spacing and adjusts row openers back and forth hydraulically to keep them in line. The tractor operator monitors operation on a cab-mounted video screen and keeps the tractor within about 1 ft. of

the laser beam's row line. The laser is accurate to within 1 in. over a mile.

The planter, built by Collard, is designed primarily for specialty crops. The 2-row model requires an 80 hp tractor and the 1-row planter a 60 hp. You can make two passes with the planter before having to move the transmitter at the end of the row.

For more information, contact: FARM SHOW Followup, French Trade Commission, 210 Dundas St. West, Suite 800, Toronto, Ontario, Canada M5G 2E8 (ph 416 977-1257).

LETS YOU SEED LIKE A "SPEEDING BULLET"

New Drill Attachment Keeps Furrows Clean

You can seed faster and do a better job if you fit your grain drill with "bullets", according to a Nebraska farmer-inventor who's begun marketing his new bullet-shaped grain drill attachment.

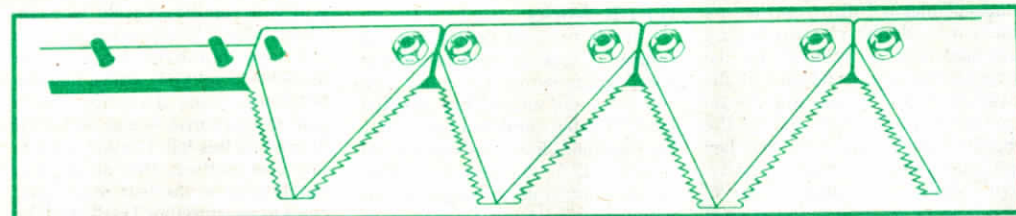
Glen Brothers, Dix, Neb., says his new Gin Drill Retaining Bullets attach to grain drills to prevent the back row of shovels from filling the front furrows when increasing travel speed. Each "bullet" (a 3½ in. dia. by 16 in. long polyethylene cylinder) is pulled by a chain by the front row of shovels.

"They'll let you travel up to 3 mph faster and help improve the stand and increase production. They adapt quickly to most drills and are durable enough to stand up to hard use," says Brothers, who's been using the bullet-shaped attachment on his own farm. "It also works just as well to keep a single row disk drill from backfilling at higher drilling speeds."

The "bullets" install simply by attaching the chain to the back of the shovel or opener shank about 5 or 6 in. above the shovel point. "Bullets" are also used on single row disk drills to keep them from backfilling at high speeds, using just one or two lengths of chain.

The "bullets" sell for \$13.95 apiece.

For more information, contact: FARM SHOW Followup, Glen E. Brothers, Ag Accessories, Rt. 1, Dix, Neb. 69133 (ph 308 682-5656).



"Bullet" pulls by chain attached to shovel or opener shank.

"ALL YOU NEED IS A WRENCH"

"Bolt-On" Sections Eliminate Rivets

"If you break a section in the field, you simply remove two nuts, remove the broken section, put on a new one and put the nuts back on. No need to remove the sickle and no more fighting with rivets and getting skinned knuckles. All you need is a wrench," says Jim Wessing, Vice President of Marketing for Kondex Corp., Lomira, Wis., manufacturer of "Bolt-On Sections".

The kit consists of bolts, nuts and



Hand-operated lift easily raises mower, or other equipment, 2 ft. or more off the ground.

ALSO LIFTS AUGERS, TRAILERS

"Easy Lift" Simplifies Mower Servicing


You can quickly lift garden tractors to pull off decks or remove blades for sharpening with the new "Easy Lift".

The hand-operated device simply rolls under the front or rear axle of your garden tractor, ATV, or other small vehicle, trailer or grain auger. You pull down on the handle and the lift forks pivot up into the air, giving a

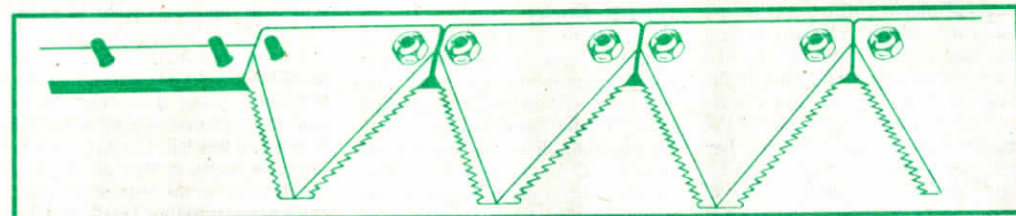
couple feet of clearance.

When not in use as a lifting device, Easy Lift can also be equipped with optional attachments for use as a garden cart or sprayer. Sells for \$129.95.

For more information, contact: FARM SHOW Followup, May-Wes Manufacturing, Gibbon, Minn. 55335 (ph 507 834-6695).



"Bullet" pulls by chain attached to shovel or opener shank.



"Bullet" pulls by chain attached to shovel or opener shank.

"ALL YOU NEED IS A WRENCH"

"Bolt-On" Sections Eliminate Rivets

arch clips. You can use both the existing sickle bar and sickle sections and simply put bolts through the rivet holes. Or, you can purchase a complete sickle assembly equipped with the new bolt-on sections.

Kondex uses specially-engineered knurled shoulder bolts and lock nuts which have twice the strength of conventional rivets and won't work loose, Wessing points out.

Kits are available for all sickle bars

except for those with the knife bar on top.

A kit to convert a 12 ft. sickle, sells for right at \$28.00, and includes 125 7/32-in. lock nuts, 100 7/32 by 5/8-in. knurled bolts, 25 7/32-in. by 1-in. knurled bolts and 10 knife clips.

For the distributor nearest you, contact: FARM SHOW Followup, Kondex Corp., P.O. Box 2737, Lomira, Wis. 53048 (ph 414 269-4100).